

TM 10-3510-226-23P

TECHNICAL MANUAL

UNIT AND DIRECT SUPPORT MAINTENANCE REPAIR PARTS AND SPECIAL TOOLS LIST (RPSTL)

FOR

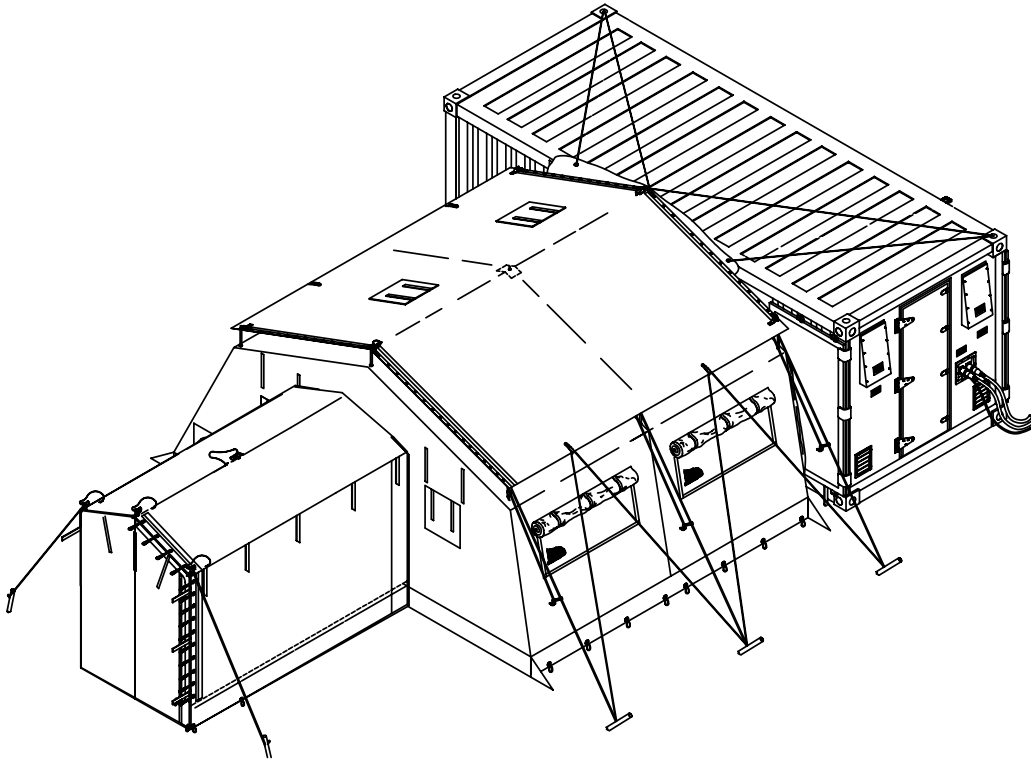
CONTAINERIZED BATCH LAUNDRY (CBL)

Model 2, P/N 43260001-1 (Green)

NSN 3510-01-527-2209

Model 3, P/N 43260001-2 (Tan)

NSN 3510-01-527-2210



DISTRIBUTION STATEMENT A – Approved for public release; distribution is unlimited.

**HEADQUARTERS, DEPARTMENT OF THE ARMY
30 NOVEMBER 2005**

LIST OF EFFECTIVE PAGES/WORK PACKAGES

NOTE: Zero in the "Change No." column indicates an original page or work package.

Dates of issue for the original manual is:

Original 30 November 2005

TOTAL NUMBER OF PAGES FOR FRONT AND REAR MATTER IS 18 AND TOTAL NUMBER OF WORK PACKAGES IS 44 CONSISTING OF THE FOLLOWING:

Page/WP No.	Change No.	Page/WP No.	Change No.
Title	0	WP 0036 00 (12 pgs)	0
i-ii	0	WP 0037 00 (6 pgs)	0
Chp. 1 title page	0	WP 0038 00 (16 pgs)	0
WP 0001 00 (8 pgs)	0	WP 0039 00 (6 pgs)	0
WP 0002 00 (4 pgs)	0	WP 0040 00 (6 pgs)	0
WP 0003 00 (4 pgs)	0	WP 0041 00 (2 pgs)	0
WP 0004 00 (4 pgs)	0	WP 0042 00 (2 pgs)	0
WP 0005 00 (4 pgs)	0	WP 0043 00 (4 pgs)	0
WP 0006 00 (4 pgs)	0	WP 0044 00 (4 pgs)	0
WP 0007 00 (4 pgs)	0		
WP 0008 00 (4 pgs)	0		
WP 0009 00 (4 pgs)	0		
WP 0010 00 (4 pgs)	0		
WP 0011 00 (4 pgs)	0		
WP 0012 00 (4 pgs)	0		
WP 0013 00 (4 pgs)	0		
WP 0014 00 (4 pgs)	0		
WP 0015 00 (6 pgs)	0		
WP 0016 00 (4 pgs)	0		
WP 0017 00 (4 pgs)	0		
WP 0018 00 (4 pgs)	0		
WP 0019 00 (4 pgs)	0		
WP 0020 00 (4 pgs)	0		
WP 0021 00 (4 pgs)	0		
WP 0022 00 (4 pgs)	0		
WP 0023 00 (4 pgs)	0		
WP 0024 00 (4 pgs)	0		
WP 0025 00 (4 pgs)	0		
WP 0026 00 (4 pgs)	0		
WP 0027 00 (4 pgs)	0		
WP 0028 00 (4 pgs)	0		
WP 0029 00 (4 pgs)	0		
WP 0030 00 (4 pgs)	0		
WP 0031 00 (4 pgs)	0		
WP 0032 00 (4 pgs)	0		
WP 0033 00 (4 pgs)	0		
WP 0034 00 (4 pgs)	0		
WP 0035 00 (6 pgs)	0		

HEADQUARTERS,
DEPARTMENT OF THE ARMY
WASHINGTON, D.C. 30 NOVEMBER 2005

TECHNICAL MANUAL
UNIT AND DIRECT SUPPORT MAINTENANCE
REPAIR PARTS AND SPECIAL TOOLS LIST (RPSTL)
FOR
CONTAINERIZED BATCH LAUNDRY (CBL)

Model 2, P/N 43260001-1 (Green)
NSN 3510-01-527-2209
Model 3, P/N 43260001-2 (Tan)
NSN 3510-01-527-2210

REPORTING ERRORS AND RECOMMENDING IMPROVEMENTS

You can help improve this manual. If you find any mistakes, or if you know of a way to improve the procedures, please let us know. Mail your letter or DA Form 2028 (Recommended Changes to Publications and Blank Forms), located in the back of this manual direct to: Commander, U.S. Army Tank-automotive and Armament Command / ATTN: AMSTA-LC-CECT / Kansas St. / Natick, MA / 01760-5052. You may also send in your recommended changes via electronic mail or by fax. Our fax number is DSN 256-5205 and commercial number 508-233-5205. Our e-mail address is amsbriml@natick.army.mil@natick.army.mil. A reply will be furnished directly to you.

CURRENT AS OF 30 November 2005

DISTRIBUTION STATEMENT A – Approved for public release; distribution is unlimited.

TABLE OF CONTENTS

	<u>WP Sequence No.</u>
INTRODUCTION	0001 00
GROUP 01 Modified cargo container repair parts list.....	0002 00
GROUP 0201 Interior lighting repair parts list.....	0003 00
GROUP 0202 Circuit breakers repair parts list.....	0004 00
GROUP 0203 Power input receptacles repair parts list.....	0005 00
GROUP 0204 Phase monitor relay repair parts list	0006 00
GROUP 0205 Phase monitor relay fuse repair parts list	0007 00
GROUP 0206 Phase indicator repair parts list	0008 00
GROUP 0207 Line reactor repair parts list	0009 00
GROUP 0208 Power output receptacles repair parts list	0010 00
GROUP 0209 GFCI receptacles repair parts list	0011 00
GROUP 0210 Exhaust fans repair parts list	0012 00
GROUP 0211 Pump receptacle repair parts list	0013 00
GROUP 0212 Washer receptacle repair parts list	0014 00
GROUP 03 Programmable logic control (PLC) repair parts list	0015 00
GROUP 0401 CPVC pipes and fittings repair parts list	0016 00
GROUP 0402 CPVC hand operated valves repair parts list	0017 00
GROUP 0403 CPVC check valves repair parts list	0018 00

TM 10-3510-226-23P

GROUP 0404 Copper/brass pipes and fittings repair parts list	0019 00
GROUP 0405 Copper/brass hand operated valves repair parts list	0020 00
GROUP 0406 Copper/brass check valves repair parts list	0021 00
GROUP 0407 Water panels repair parts list	0022 00
GROUP 0408 Internal hoses repair parts list	0023 00
GROUP 0409 External hoses repair parts list	0024 00
GROUP 0410 Drainage tanks repair parts list	0025 00
GROUP 0411 WTS/P-2 and waste/P-5 drainage tank pumps repair parts list	0026 00
GROUP 0412 Water source pump/P-1 repair parts list	0027 00
GROUP 0413 Pressure relief valve repair parts list	0028 00
GROUP 0414 Expansion tank repair parts list	0029 00
GROUP 0415 Filtration loop 1 pump/P-3 repair parts list	0030 00
GROUP 0416 Filtration loop 2 pump/P-4 repair parts list	0031 00
GROUP 0417 Filters F-1A and F-1B repair parts list	0032 00
GROUP 0418 Filters F-2 and F-3 repair parts list	0033 00
GROUP 0419 Nanofilters repair parts list	0034 00
GROUP 0420 Water reuse holding tanks repair parts list	0035 00
GROUP 05 Laundry washer/extractor repair parts list	0036 00
GROUP 06 Automatic soap dispenser parts repair parts list	0037 00
GROUP 07 Dryer repair parts list	0038 00
GROUP 08 Boiler repair parts list	0039 00
GROUP 09 Cold weather equipment repair parts list	0040 00
GROUP 99 Bulk materials repair parts list	0041 00
SPECIAL TOOLS LIST	0042 00
National stock number index.....	0043 00
Part number index.....	0044 00

CHAPTER 1

REPAIR PARTS AND SPECIAL TOOLS LIST FOR CONTAINERIZED BATCH LAUNDRY (CBL)

**UNIT AND DIRECT SUPPORT MAINTENANCE
CONTAINERIZED BATCH LAUNDRY (CBL)
NSN 3510-01-527-2209
NSN 3510-01-527-2210
REPAIR PARTS AND SPECIAL TOOLS LIST (RPSTL) INTRODUCTION**

INTRODUCTION

SCOPE

This RPSTL lists and authorizes spares and repair parts; special tools; special test, measurement, and diagnostic equipment (TMDE); and other special support equipment required for performance of unit and direct support maintenance of the Containerized Batch Laundry. It authorizes the requisitioning, issue, and disposition of spares, repair parts, and special tools as indicated by the source, maintenance, and recoverability (SMR) codes.

GENERAL

In addition to the Introduction work package, this RPSTL is divided into the following work packages.

1. Repair Parts List Work Packages. Work packages containing lists of spares and repair parts authorized by this RPSTL for use in the performance of maintenance. These work packages also include parts which must be removed for replacement of the authorized parts. Parts lists are composed of functional groups in ascending alphanumeric sequence, with the parts in each group listed in ascending figure and item number sequence. Sending units, brackets, filters, and bolts are listed with the component they mount on. Bulk materials are listed by item name in FIG. BULK at the end of the work packages. Repair parts kits are listed separately in their own functional group and work package. Repair parts for reparable special tools are also listed in a separate work package. Items listed are shown on the associated illustrations.
2. Special Tools List Work Packages. Work packages containing lists of special tools, special TMDE, and special support equipment authorized by this RPSTL (as indicated by Basis of Issue (BOI) information in the DESCRIPTION AND USABLE ON CODE (UOC) column). Tools that are components of common tool sets and/or Class VII are not listed.
3. Cross-Reference Indexes Work Packages. There are two cross-reference indexes work packages in this RPSTL: the National Stock Number (NSN) Index work package and the Part Number (P/N) Index work package. The National Stock Number Index work package refers you to the figure and item number. The Part Number Index work package refers you to the figure and item number.

EXPLANATION OF COLUMNS IN THE REPAIR PARTS LIST AND SPECIAL TOOLS LIST WORK PACKAGES

ITEM NO. (Column (1)). Indicates the number used to identify items called out in the illustration.

SMR CODE (Column (2)). The SMR code containing supply/requisitioning information, maintenance level authorization criteria, and disposition instruction, as shown in the following breakout:

<u>Source Code</u>	<u>Maintenance Code</u>	<u>Recoverability Code</u>
<u>XX</u>	<u>XX</u>	<u>X</u>
1st two position s: How to get an item.	3rd position: who can install, replace, or use the item.	4th position: Who can do complete repair* on the item
		5th position: Who determines disposition action on unserviceable items.

*Complete Repair: Maintenance capacity, capability, and authority to perform all corrective maintenance tasks of the "Repair" function in a use/user environment in order to restore serviceability to a failed item.

Source Code. The source code tells you how you get an item needed for maintenance, repair, or overhaul of an end item/equipment. Explanations of source codes follow:

<u>Source Code</u>	<u>Application/Explanation</u>
PA PB PC PD PE PF PG	Stock items; use the applicable NSN to requisition/request items with these source codes. They are authorized to the level indicated by the code entered in the 3rd position of the SMR code.
	NOTE
	Items coded PC are subject to deterioration.
KD KF KB	Items with these codes are not to be requested/requisitioned individually. They are part of a kit which is authorized to the maintenance level indicated in the 3rd position of the SMR code. The complete kit must be requisitioned and applied.

MO-Made at unit/AVUM level MF-Made at DS/AVIM level MH-Made at GS level ML-Made at SRA MD-Made at depot	Items with these codes are not to be requisitioned/requested individually. They must be made from bulk material which is identified by the P/N in the DESCRIPTION AND USABLE ON CODE (UOC) column and listed in the bulk material group work package of the RPSTL. If the item is authorized to you by the 3rd position code of the SMR code, but the source code indicates it is made at higher level, order the item from the higher level of maintenance.
AO-Assembled by unit/AVUM level AF-Assembled by DS/AVIM level AH-Assembled by GS level AL-Assembled by SRA AD-Assembled by depot	Items with these codes are not to be requested/requisitioned individually. The parts that make up the assembled item must be requisitioned or fabricated and assembled at the level of maintenance indicated by the source code. If the 3rd position of the SMR code authorizes you to replace the item, but the source code indicates the item is assembled at a higher level, order the item from the higher level of maintenance.
XA	Do not requisition an "XA" coded item. Order the next higher assembly.(Refer to NOTE below.)
XB	If an item is not available from salvage, order it using the CAGEC and P/N.
XC	Installation drawings, diagrams, instruction sheets, field service drawings; identified by manufacturer's P/N.
XD	Item is not stocked. Order an XD-coded item through normal supply channels using the CAGEC and P/N given, if no NSN is available.

NOTE

Cannibalization or controlled exchange, when authorized, may be used as a source of supply for items with the above source codes except for those items source coded "XA" or those aircraft support items restricted by requirements of AR 750-1.

Maintenance Code. Maintenance codes tell you the level(s) of maintenance authorized to use and repair support items. The maintenance codes are entered in the third and fourth positions of the SMR code as follows:

Third Position. The maintenance code entered in the third position tells you the lowest maintenance level authorized to remove, replace, and use an item. The maintenance code entered in the third position will indicate authorization to the following levels of maintenance:

<u>Maintenance Code</u>	<u>Application/Explanation</u>
C -	Crew or operator maintenance done within unit/AVUM maintenance.
O -	Unit level/AVUM maintenance can remove, replace, and use the item.
F -	Direct support/AVIM maintenance can remove, replace, and use the item.
H -	General support maintenance can remove, replace, and use the item.
L -	Specialized repair activity can remove, replace, and use the item.
D -	Depot can remove, replace, and use the item.

Fourth Position. The maintenance code entered in the fourth position tells you whether or not the item is to be repaired and identifies the lowest maintenance level with the capability to do complete repair (perform all authorized repair functions).

NOTE

Some limited repair may be done on the item at a lower level of maintenance, if authorized by the Maintenance Allocation Chart (MAC) and SMR codes.

<u>Maintenance Code</u>	<u>Application/Explanation</u>
O -	Unit/AVUM is the lowest level that can do complete repair of the item.
F -	Direct support/AVIM is the lowest level that can do complete repair of the item.
H -	General support is the lowest level that can do complete repair of the item.
L -	Specialized repair activity (enter specialized repair activity designator) is the lowest level that can do complete repair of the item.
D -	Depot is the lowest level that can do complete repair of the item.
Z -	Nonreparable. No repair is authorized.
B -	No repair is authorized. No parts or special tools are authorized for maintenance of "B" coded item. However, the item may be reconditioned by adjusting, lubricating, etc., at the user level.

Recoverability Code. Recoverability codes are assigned to items to indicate the disposition action on unserviceable items. The recoverability code is shown in the fifth position of the SMR code as follows:

<u>Recoverability Code</u>	<u>Application/Explanation</u>
Z -	Nonreparable item. When unserviceable, condemn and dispose of the item at the level of maintenance shown in the third position of the SMR code.
O -	Reparable item. When uneconomically repairable, condemn and dispose of the item at the unit level.
F -	Reparable item. When uneconomically repairable, condemn and dispose of the item at the direct support level.
H -	Reparable item. When uneconomically repairable, condemn and dispose of the item at the general support level.
D -	Reparable item. When beyond lower level repair capability, return to depot. Condemnation and disposal of item are not authorized below depot level.
L -	Reparable item. Condemnation and disposal not authorized below Specialized Repair Activity (SRA).
A -	Item requires special handling or condemnation procedures because of specific reasons (such as precious metal content, high dollar value, critical material, or hazardous material). Refer to appropriate manuals/directives for specific instructions.

NSN (Column (3)). The NSN for the item is listed in this column.

CAGEC (Column (4)). The Commercial and Government Entity Code (CAGEC) is a five-digit code which is used to identify the manufacturer, distributor, or Government agency/activity that supplies the item.

PART NUMBER (Column (5)). Indicates the primary number used by the manufacturer (individual, company, firm, corporation, or Government activity), which controls the design and characteristics of the item by means of its engineering drawings, specifications, standards, and inspection requirements to identify an item or range of items.

NOTE

When you use an NSN to requisition an item, the item you receive may have a different P/N from the number listed.

DESCRIPTION AND USABLE ON CODE (UOC) (Column (6)). This column includes the following information:

1. The federal item name, and when required, a minimum description to identify the item.
2. P/Ns of bulk materials are referenced in this column in the line entry to be manufactured or fabricated.
3. Hardness Critical Item (HCI). A support item that provides the equipment with special protection from electromagnetic pulse (EMP) damage during a nuclear attack.
4. The statement END OF FIGURE appears just below the last item description in column (6) for a given figure in both the repair parts list and special tools list work packages.

QTY (Column (7)). The QTY (quantity per figure) column indicates the quantity of the item used in the breakout shown on the illustration/figure, which is prepared for a functional group, subfunctional group, or an assembly. A "V" appearing in this column instead of a quantity indicates that the quantity is variable and quantity may change from application to application.

EXPLANATION OF CROSS-REFERENCE INDEXES WORK PACKAGES FORMAT AND COLUMNS

1. National Stock Number (NSN) Index Work Package.

STOCK NUMBER Column. This column lists the NSN in National item identification number (NIIN) sequence. The NIIN consists of the last nine digits of the NSN.

<u> NSN </u> (e.g., 5385-01-574-1476) <u> NIIN </u>	When using this column to locate an item, ignore the first four digits of the NSN. However, the complete NSN should be used when ordering items by stock number.
---	--

FIG. Column. This column lists the number of the figure where the item is identified/located. The figures are in numerical order in the repair parts list and special tools list work packages.

ITEM Column. The item number identifies the item associated with the figure listed in the adjacent FIG. column. This item is also identified by the NSN listed on the same line.

2. Part Number (P/N) Index Work Package. P/Ns in this index are listed in ascending alphanumeric sequence (vertical arrangement of letter and number combinations which places the first letter or digit of each group in order A through Z, followed by the numbers 0 through 9 and each following letter or digit in like order).

PART NUMBER Column. Indicates the P/N assigned to the item.

FIG. Column. This column lists the number of the figure where the item is identified/located in the repair parts list and special tools list work packages.

ITEM Column. The item number is the number assigned to the item as it appears in the figure referenced in the adjacent figure number column."

SPECIAL INFORMATION

UOC. The UOC appears in the lower left corner of the Description Column heading. Usable on codes are shown as "UOC: ..." in the Description Column (justified left) on the first line under the applicable item/nomenclature. Uncoded items are applicable to all models. Identification of the UOCs used in the RPSTL are:

Code	Used On
FVB	CBL (Green)
FVC	CBL (Tan)

Fabrication Instructions. Bulk materials required to manufacture items are listed in the bulk material functional group of this RPSTL. Part numbers for bulk material are also referenced in the Description Column of the line item entry for the item to be manufactured/fabricated. Detailed fabrication instructions for items source coded to be manufactured or fabricated are found in TM 10-3510-226-23.

Index Numbers. Items which have the word BULK in the figure column will have an index number shown in the item number column. This index number is a cross-reference between the NSN / P/N index work packages and the bulk material list in the repair parts list work package.

HOW TO LOCATE REPAIR PARTS

1. When NSNs or P/Ns Are Not Known.

First. Using the table of contents, determine the assembly group to which the item belongs. This is necessary since figures are prepared for assembly groups and subassembly groups, and lists are divided into the same groups.

Second. Find the figure covering the functional group or the subfunctional group to which the item belongs.

Third. Identify the item on the figure and note the number(s).

Fourth. Look in the repair parts list work packages for the figure and item numbers. The NSNs and part numbers are on the same line as the associated item numbers.

2. When NSN Is Known.

First. If you have the NSN, look in the STOCK NUMBER column of the NSN index work package. The NSN is arranged in NIIN sequence. Note the figure and item number next to the NSN.

Second. Turn to the figure and locate the item number. Verify that the item is the one you are looking for.

3. When P/N Is Known.

First. If you have the P/N and not the NSN, look in the PART NUMBER column of the P/N index work package. Identify the figure and item number.

Second. Look up the item on the figure in the applicable repair parts list work package.

ABBREVIATIONS

Abbreviation Explanation

CPVC – Chlorinated Poly Vinyl Chloride

PLC – Programmable Logic Control

UNIT AND DIRECT SUPPORT MAINTENANCE

CONTAINERIZED BATCH LAUNDRY (CBL)

NSN 3510-01-527-2209

NSN 3510-01-527-2210

MODIFIED CARGO CONTAINER

REPAIR PARTS LIST

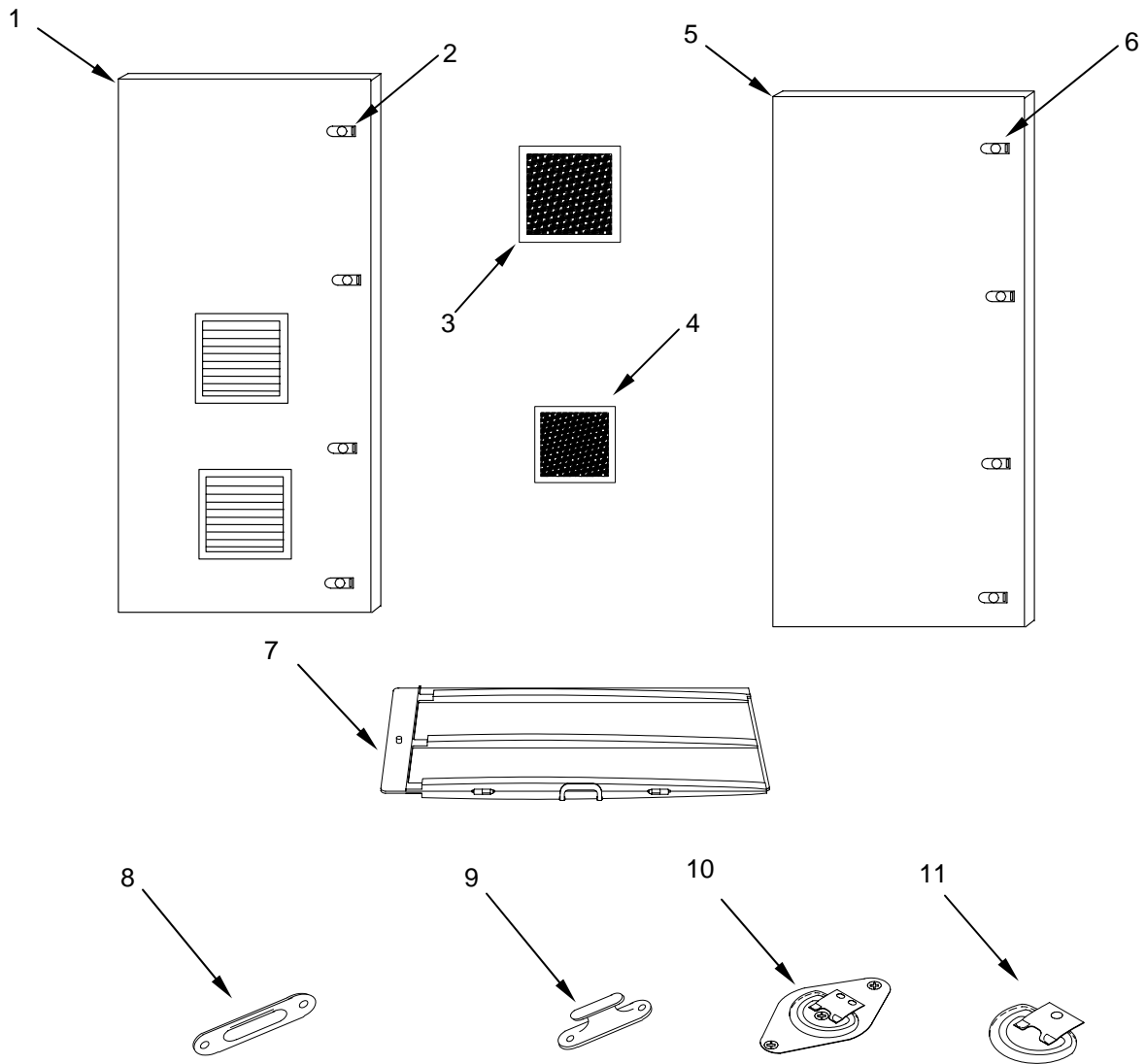


Figure 1. Modified Cargo Container

(1)	(2)	(3)	(4)	(5)	(6)	(7)
ITEM NO.	SMR CODE	NSN	CAGEC	PART NUMBER	DESCRIPTION AND USABLE ON CODE (UOC)	QTY
					GROUP 01 MODIFIED CARGO CONTAINER	
					FIG. 1 MODIFIED CARGO CONTAINER	
1	XDOZZ		0U5N7	43262285-1	DOOR, ACCESS.....	1
2	PAOZZ	5340-01-533-8130	0U5N7	43262298	LATCH, THUMB.....	4
3	PAOZZ	4310-01-533-8818	26116	TYPE A-5 (16 X 16)	FILTER, ELEMENT, INTAKE, AIR CLEANER.....	2
4	PAOZZ	4310-01-533-8822	26116	TYPE A-5 (10 X 10)	FILTER, ELEMENT, INTAKE, AIR CLEANER.....	1
5	XDOZZ		0U5N7	43262285-2	DOOR, ACCESS.....	1
6	PAOZZ	5340-01-533-8130	0U5N7	43262298	LATCH, THUMB.....	4
7	XDOZZ		0U5N7	43261061-3	RAMP.....	2
8	PAOZZ	5210-01-534-1731	39428	2160A9	LEVEL, PLATE MOUNTED.....	2
9	PAOZZ	5340-01-533-8146	39428	33805T41	CLEAT, ROPE.....	2
10	PAOZZ	5342-00-003-4293	71913	601SS	CLAMP, PUSH-PULL.....	11
11	PAOZZ	5340-01-533-8796	OY9G6	AH-300-U	ADAPTER, TIE DOWN.....	2
					END OF FIGURE	

UNIT AND DIRECT SUPPORT MAINTENANCE

CONTAINERIZED BATCH LAUNDRY (CBL)

NSN 3510-01-527-2209

NSN 3510-01-527-2210

INTERIOR LIGHTING

REPAIR PARTS LIST

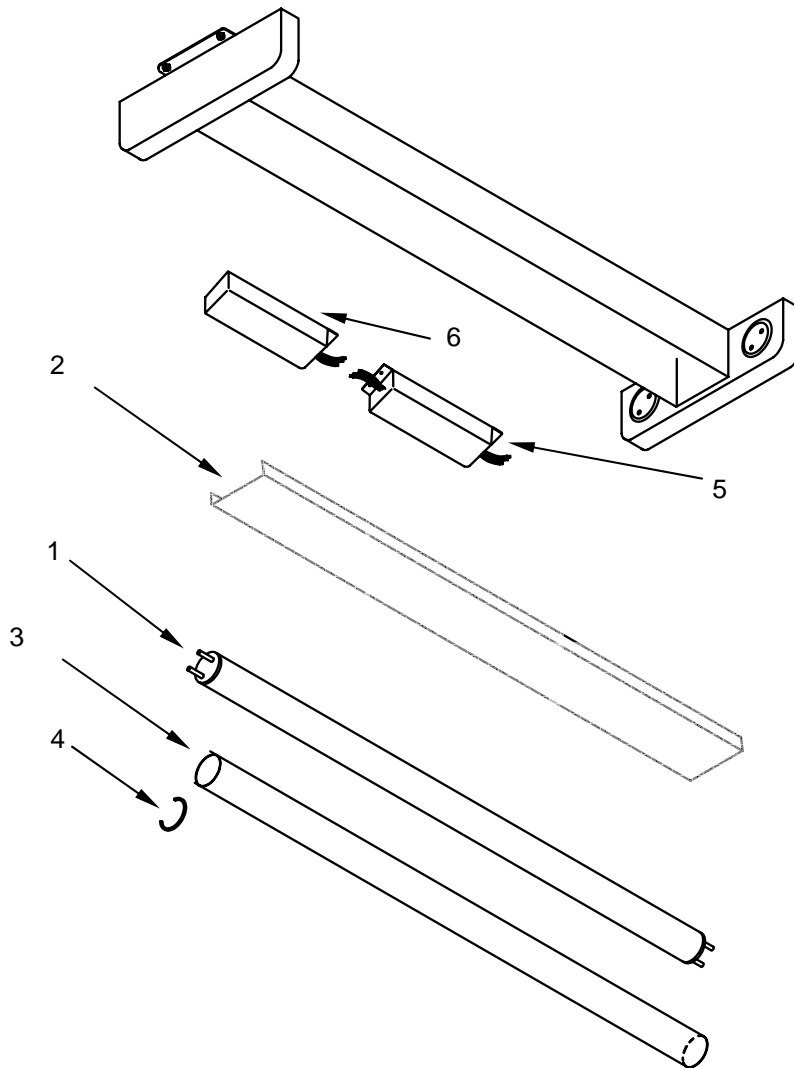


Figure 2. Interior Lighting

(1)	(2)	(3)	(4)	(5)	(6)	(7)
ITEM NO.	SMR CODE	NSN	CAGEC	PART NUMBER	DESCRIPTION AND USABLE ON CODE (UOC)	QTY
					GROUP 0201 INTERIOR LIGHTING	
					FIG. 2 INTERIOR LIGHTING	
1	PAOZZ	6240-01-454-0855	08805	F40SP41/RS/WM/ECO	LAMP, FLUORESCENT.....	6
2	PAOZZ	6240-01-533-8688	39428	1626K999	COVER, LAMP.....	2
3	PAOZZ	6210-01-486-2396	39428	1626K31	FILTER, LIGHT, GENERAL PURPOSE.....	4
4	PAOZZ	6210-01-486-1458	0U5N7	47012311	RETAINER, LAMP.....	12
5	PAOZZ	6250-01-486-3452	98775	RC-2SP40-TP	BALLAST, LAMP.....	3
6	PAOZZ	6140-01-486-3737	16543	PS-600	BATTERY, STORAGE.....	1
					END OF FIGURE	

UNIT AND DIRECT SUPPORT MAINTENANCE

CONTAINERIZED BATCH LAUNDRY (CBL)

NSN 3510-01-527-2209
NSN 3510-01-527-2210

CIRCUIT BREAKERS

REPAIR PARTS LIST

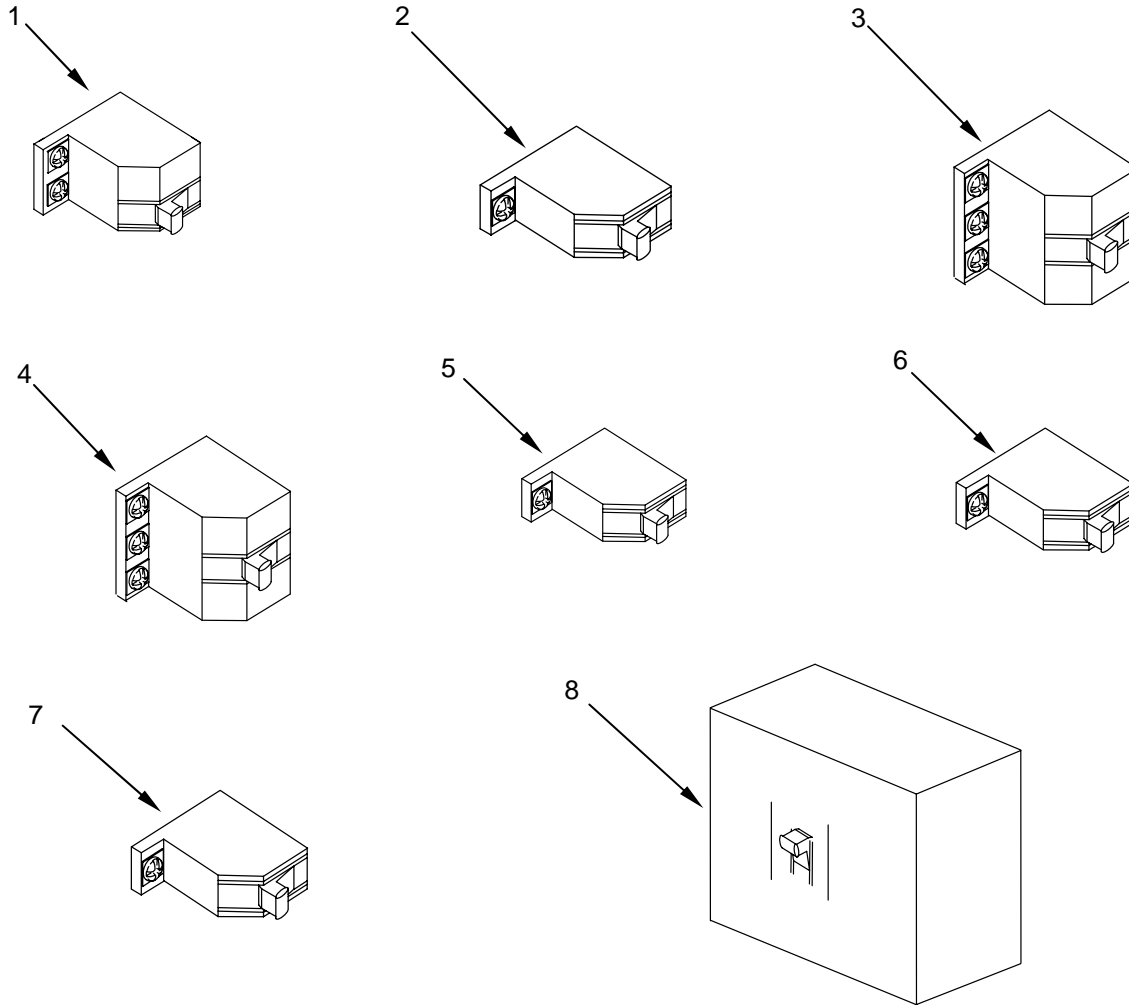


Figure 3. Circuit Breakers

(1)	(2)	(3)	(4)	(5)	(6)	(7)
ITEM NO.	SMR CODE	NSN	CAGEC	PART NUMBER	DESCRIPTION AND USABLE ON CODE (UOC)	QTY
GROUP 0202 CIRCUIT BREAKERS						
FIG. 3 CIRCUIT BREAKERS						
1	PAOZZ	5925-01-305-6192	56303	QOB215	CIRCUIT BREAKER 240V 15A 2 Pole.....	3
2	PAOZZ	5925-01-056-5127	56303	QOB-110	CIRCUIT BREAKER 240V 10A 1 Pole.....	3
3	PAOZZ	5935-01-533-9805	56303	QOB310	CIRCUIT BREAKER 240V 10A 3 Pole.....	2
4	PAOZZ	5925-00-936-3933	56303	QOB360	CIRCUIT BREAKER 240V 50A 3 Pole.....	1
5	PAOZZ	5925-00-728-1289	56303	QOB120	CIRCUIT BREAKER 240V 20A 2 Pole.....	1
6	PAOZZ	5925-00-984-2163	56303	QOB115	CIRCUIT BREAKER 240V 15A 1 Pole.....	4
7	PAOZZ	5925-01-018-3041	56303	QOB115GFI	CIRCUIT BREAKER 240V 15A 1 Pole GFCI.....	2
8	PAOZZ	5925-01-533-8793	56302	FAL321001021	CIRCUIT BREAKER 240V 100A 3 Pole.....	2
END OF FIGURE						

UNIT AND DIRECT SUPPORT MAINTENANCE

CONTAINERIZED BATCH LAUNDRY (CBL)

NSN 3510-01-527-2209

NSN 3510-01-527-2210

POWER INPUT RECEPTACLES

REPAIR PARTS LIST

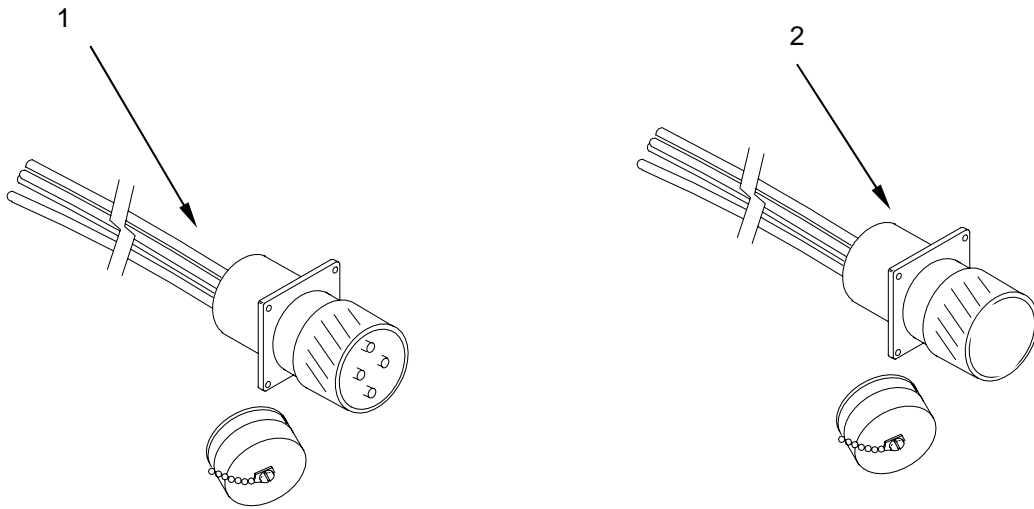


Figure 4. Power Input Receptacles

(1)	(2)	(3)	(4)	(5)	(6)	(7)
ITEM No.	SMR CODE	NSN	CAGEC	PART NUMBER	DESCRIPTION AND USABLE ON CODE (UOC)	QTY
					GROUP 0203 POWER INPUT RECEPTACLES	
					FIG. 4 POWER INPUT RECEPTACLES	
1	PAOZZ	5935-01-533-9894	0U5N7	43261161-1	CONNECTOR, RECEPTACLE, ELECTRICAL.....	2
2	PAOZZ	5935-01-532-3851	0U5N7	43261161-2	RECEPTACLE ASSEMBLY.....	1
END OF FIGURE						

UNIT AND DIRECT SUPPORT MAINTENANCE

CONTAINERIZED BATCH LAUNDRY (CBL)

NSN 3510-01-527-2209

NSN 3510-01-527-2210

PHASE MONITOR RELAY

REPAIR PARTS LIST

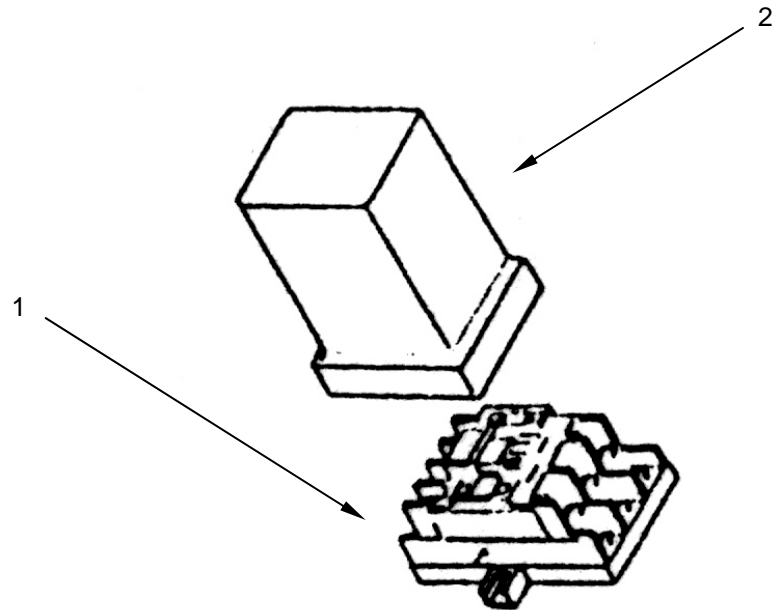


Figure 5. Phase Monitor Relay

(1)	(2)	(3)	(4)	(5)	(6)	(7)
ITEM NO.	SMR CODE	NSN	CAGEC	PART NUMBER	DESCRIPTION AND USABLE ON CODE (UOC)	QTY
					GROUP 0204 PHASE MONITOR RELAY	
					FIG. 5 PHASE MONITOR RELAY	
1	PAOZZ	5935-01-181-0023	60886	SR2P-06	SOCKET, PLUG-IN ELECTRONIC COMPONENTS.....	3
2	PAOZZ	5895-01-533-9705	1RGT9	PRA-100-AFA	MONITOR, PHASE.....	3
END OF FIGURE						

UNIT AND DIRECT SUPPORT MAINTENANCE

CONTAINERIZED BATCH LAUNDRY (CBL)

NSN 3510-01-527-2209

NSN 3510-01-527-2210

PHASE MONITOR RELAY FUSE

REPAIR PARTS LIST

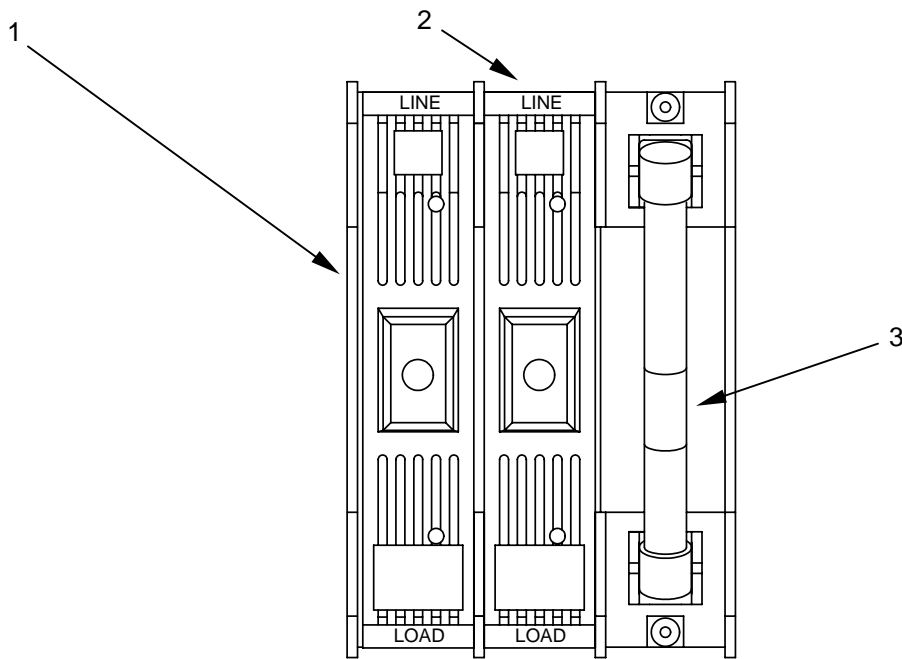


Figure 6. Phase Monitor Relay Fuse

(1)	(2)	(3)	(4)	(5)	(6)	(7)
ITEM NO.	SMR CODE	NSN	CAGEC	PART NUMBER	DESCRIPTION AND USABLE ON CODE (UOC)	QTY
					GROUP 0205 PHASE MONITOR RELAY FUSE	
					FIG. 6 PHASE MONITOR RELAY FUSE	
1	PAOZZ	5920-01-422-3714	71400	BC6033SQ	FUSEHOLDER, BLOCK.....	3
2	PAOZZ	5920-01-483-1947	71400	SAMI-7N	COVER, FUSE.....	3
3	PAOZZ	5920-01-258-5034	71400	KTK-R-2	FUSE, CARTRIDGE.....	9
END OF FIGURE						

UNIT AND DIRECT SUPPORT MAINTENANCE

CONTAINERIZED BATCH LAUNDRY (CBL)

NSN 3510-01-527-2209
NSN 3510-01-527-2210

PHASE INDICATOR

REPAIR PARTS LIST

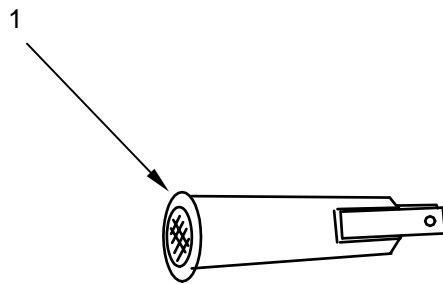


Figure 7. Phase Indicator

(1)	(2)	(3)	(4)	(5)	(6)	(7)
ITEM NO.	SMR CODE	NSN	CAGEC	PART NUMBER	DESCRIPTION AND USABLE ON CODE (UOC)	QTY
					GROUP 0206 PHASE INDICATOR	
					FIG. 7 PHASE INDICATOR	
1	PAOZZ	6220-01-364-2868	63542	679-7279	LIGHT, INDICATOR.....	3
					END OF FIGURE	

UNIT AND DIRECT SUPPORT MAINTENANCE

CONTAINERIZED BATCH LAUNDRY (CBL)

NSN 3510-01-527-2209

NSN 3510-01-527-2210

LINE REACTOR

REPAIR PARTS LIST

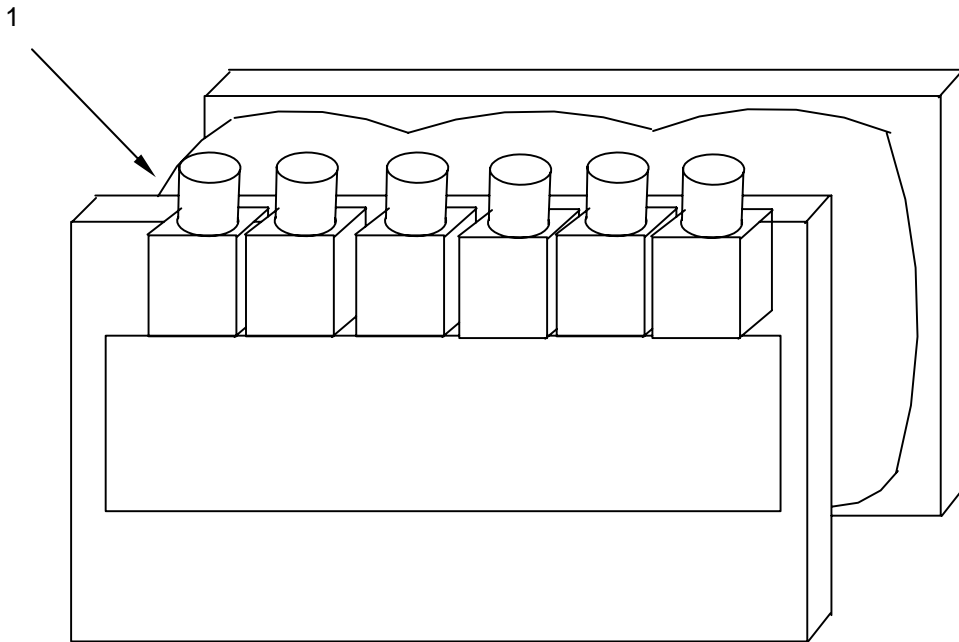


Figure 8. Line Reactor

(1)	(2)	(3)	(4)	(5)	(6)	(7)
ITEM NO.	SMR CODE	NSN	CAGEC	PART NUMBER	DESCRIPTION AND USABLE ON CODE (UOC)	QTY
					GROUP 0207 LINE REACTOR	
					FIG. 8 LINE REACTOR	
1	PAOZZ	5950-01-517-9928	6Z539	RL-01802	REACTOR.....	2
					END OF FIGURE	

UNIT AND DIRECT SUPPORT MAINTENANCE

CONTAINERIZED BATCH LAUNDRY (CBL)

NSN 3510-01-527-2209

NSN 3510-01-527-2210

POWER OUTPUT RECEPTACLES

REPAIR PARTS LIST

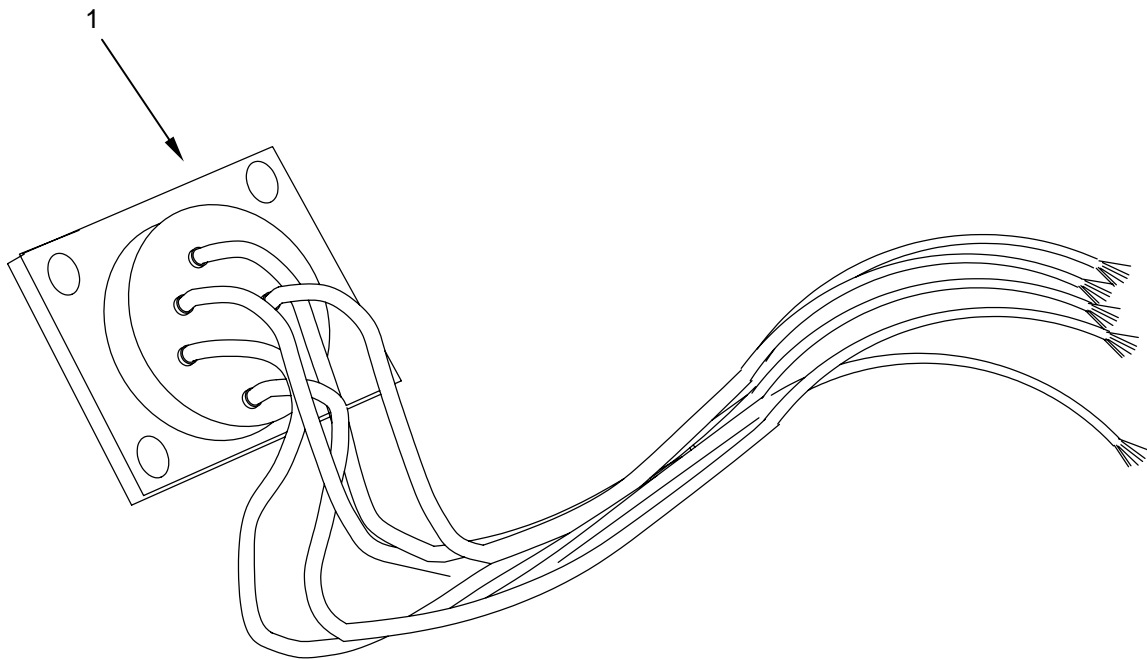


Figure 9. Power Output Receptacles

(1)	(2)	(3)	(4)	(5)	(6)	(7)
ITEM NO.	SMR CODE	NSN	CAGEC	PART NUMBER	DESCRIPTION AND USABLE ON CODE (UOC)	QTY
					GROUP 0208 POWER OUTPUT RECEPTACLES	
					FIG. 9 POWER OUTPUT RECEPTACLES	
1	PAOZZ	5935-01-532-3854	0U5N7	43261160	CONNECTOR, RECEPTACLE, ELECTRICAL.....	1
					END OF FIGURE	

UNIT AND DIRECT SUPPORT MAINTENANCE

CONTAINERIZED BATCH LAUNDRY (CBL)

NSN 3510-01-527-2209

NSN 3510-01-527-2210

GFCI RECEPTACLES

REPAIR PARTS LIST

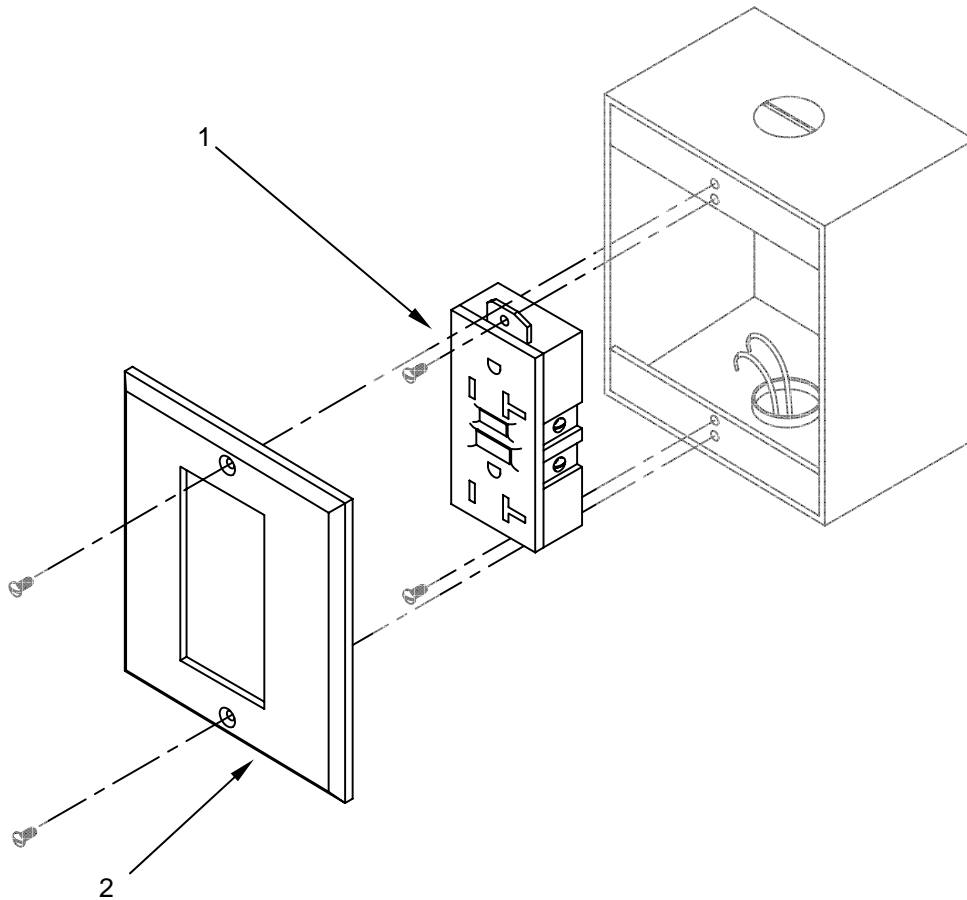


Figure 10. GFCI Receptacles

(1)	(2)	(3)	(4)	(5)	(6)	(7)
ITEM NO.	SMR CODE	NSN	CAGEC	PART NUMBER	DESCRIPTION AND USABLE ON CODE (UOC)	QTY
					GROUP 0209 GFCI RECEPTACLES	
					FIG. 10 GFCI RECEPTACLES	
1	PAOZZ	5925-01-231-5423	75582	6899-I	INTERRUPTER, GROUND FAULT.....	4
2	PAOZZ	5975-01-533-9794	81703	97401-1GSAT-SS	PLATE, WALL, ELECTRICAL.....	4
					END OF FIGURE	

UNIT AND DIRECT SUPPORT MAINTENANCE

CONTAINERIZED BATCH LAUNDRY (CBL)

NSN 3510-01-527-2209

NSN 3510-01-527-2210

EXHAUST FANS

REPAIR PARTS LIST

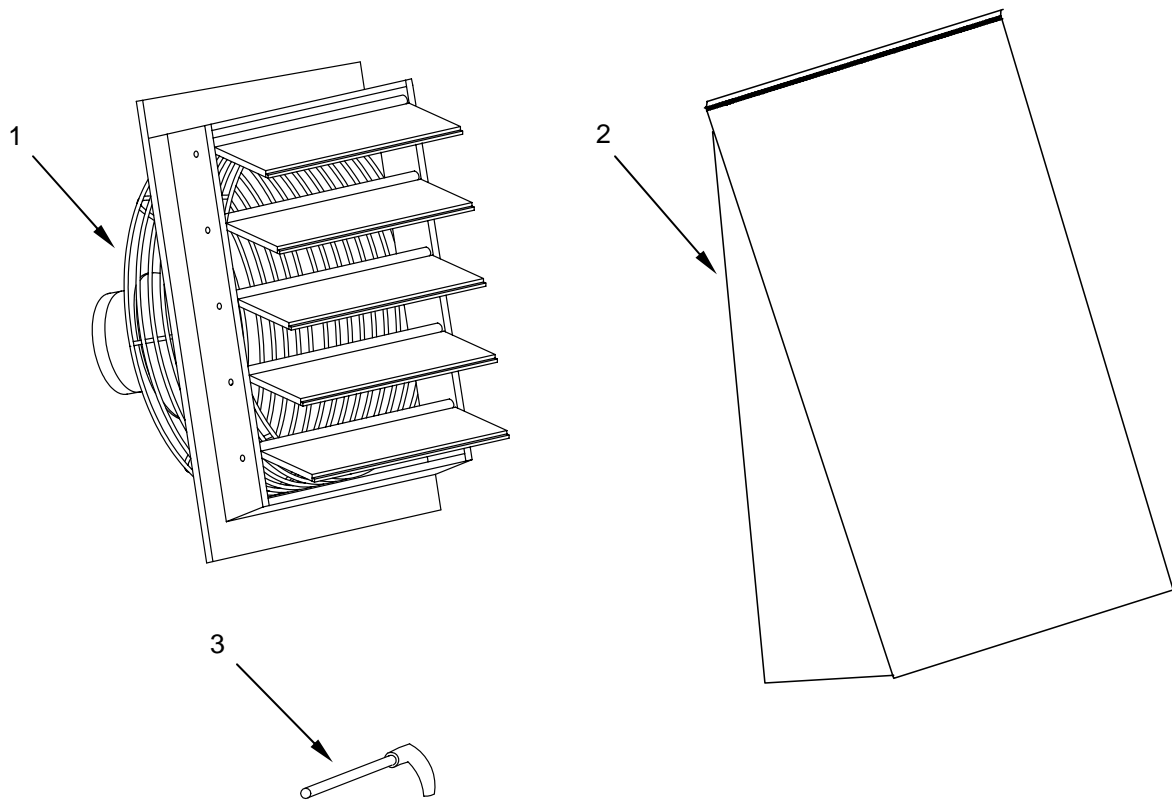


Figure 11. Exhaust Fans

(1)	(2)	(3)	(4)	(5)	(6)	(7)
ITEM NO.	SMR CODE	NSN	CAGEC	PART NUMBER	DESCRIPTION AND USABLE ON CODE (UOC)	QTY
					GROUP 0210 EXHAUST FANS	
					FIG. 11 EXHAUST FANS	
1	XDOZZ	4140-00-689-5459	25795	2C713	FAN, VENTILATING.....	2
2	XDOZZ		0U5N7	43261130	HOOD, DRYING EXHAUST.....	2
3	PAOZZ	5315-01-533-8156	39428	90302A111	PIN, QUICK ASSEMBLY.....	2
END OF FIGURE						

UNIT AND DIRECT SUPPORT MAINTENANCE

CONTAINERIZED BATCH LAUNDRY (CBL)

NSN 3510-01-527-2209

NSN 3510-01-527-2210

PUMP RECEPTACLE

REPAIR PARTS LIST

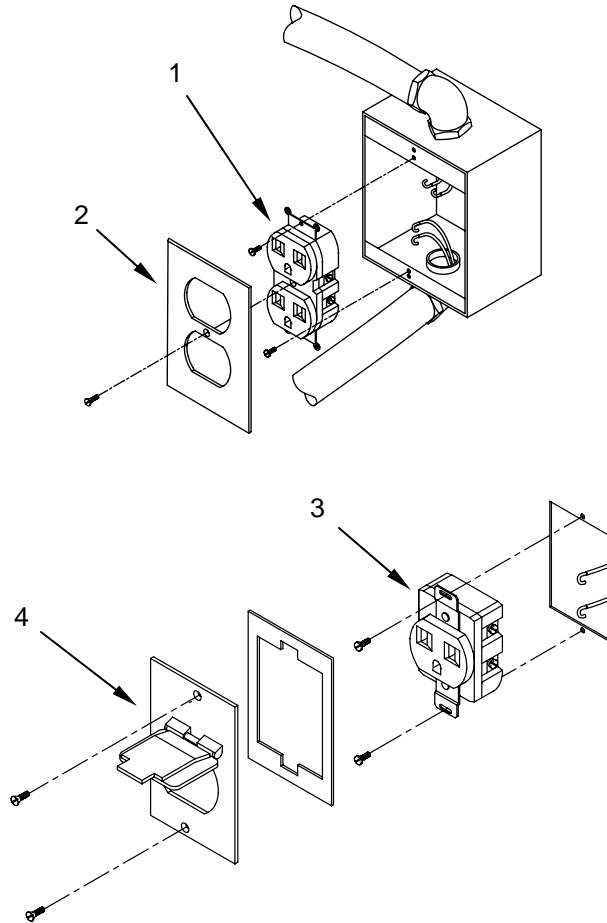


Figure 12. Pump Receptacle

(1)	(2)	(3)	(4)	(5)	(6)	(7)
ITEM NO.	SMR CODE	NSN	CAGEC	PART NUMBER	DESCRIPTION AND USABLE ON CODE (UOC)	QTY
					GROUP 0211 PUMP RECEPTACLE	
					FIG. 12 PUMP RECEPTACLE	
1	PAOZZ	5935-01-017-3290	81348	WC596/12-3	CONNECTOR, RECEPTACLE ELECTRICAL...	1
2	PAOZZ	5975-01-116-0590	75582	84003	PLATE, WALL, ELECTRICAL.....	1
3	PAOZZ	5935-01-533-9809	74595	5015-I	CONNECTOR, RECEPTACLE.....	1
4	PAOZZ	5975-00-878-4865	75582	84004	PLATE, WALL, ELECTRICAL.....	1
END OF FIGURE						

UNIT AND DIRECT SUPPORT MAINTENANCE

CONTAINERIZED BATCH LAUNDRY (CBL)

NSN 3510-01-527-2209

NSN 3510-01-527-2210

WASHER RECEPTACLE

REPAIR PARTS LIST

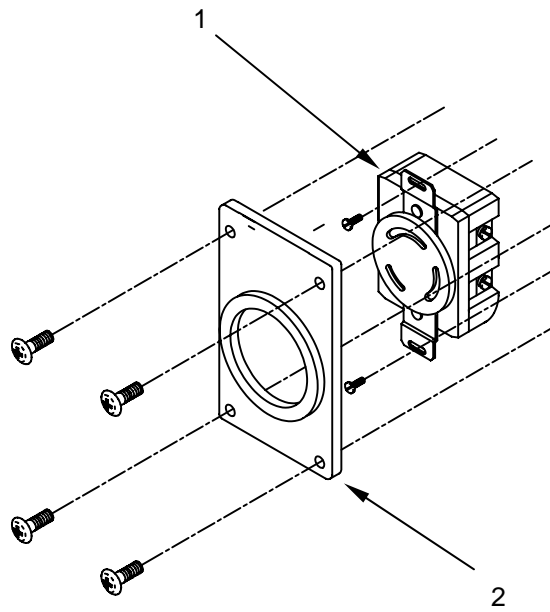


Figure 13. Washer Receptacle

(1)	(2)	(3)	(4)	(5)	(6)	(7)
ITEM NO.	SMR CODE	NSN	CAGEC	PART NUMBER	DESCRIPTION AND USABLE ON CODE (UOC)	QTY
					GROUP 0212 WASHER RECEPTACLE	
					FIG. 13 WASHER RECEPTACLE	
1	PAOZZ	5935-01-199-4144	81348	WC596/85-1	CONNECTOR, RECEPTACLE, ELECTRICAL.....	2
2	PAOZZ	5975-01-534-0053	74545	S3425	PLATE, WALL, ELECTRICAL.....	2
END OF FIGURE						

UNIT AND DIRECT SUPPORT MAINTENANCE

CONTAINERIZED BATCH LAUNDRY (CBL)

NSN 3510-01-527-2209

NSN 3510-01-527-2210

PROGRAMMABLE LOGIC CONTROL (PLC)

REPAIR PARTS LIST

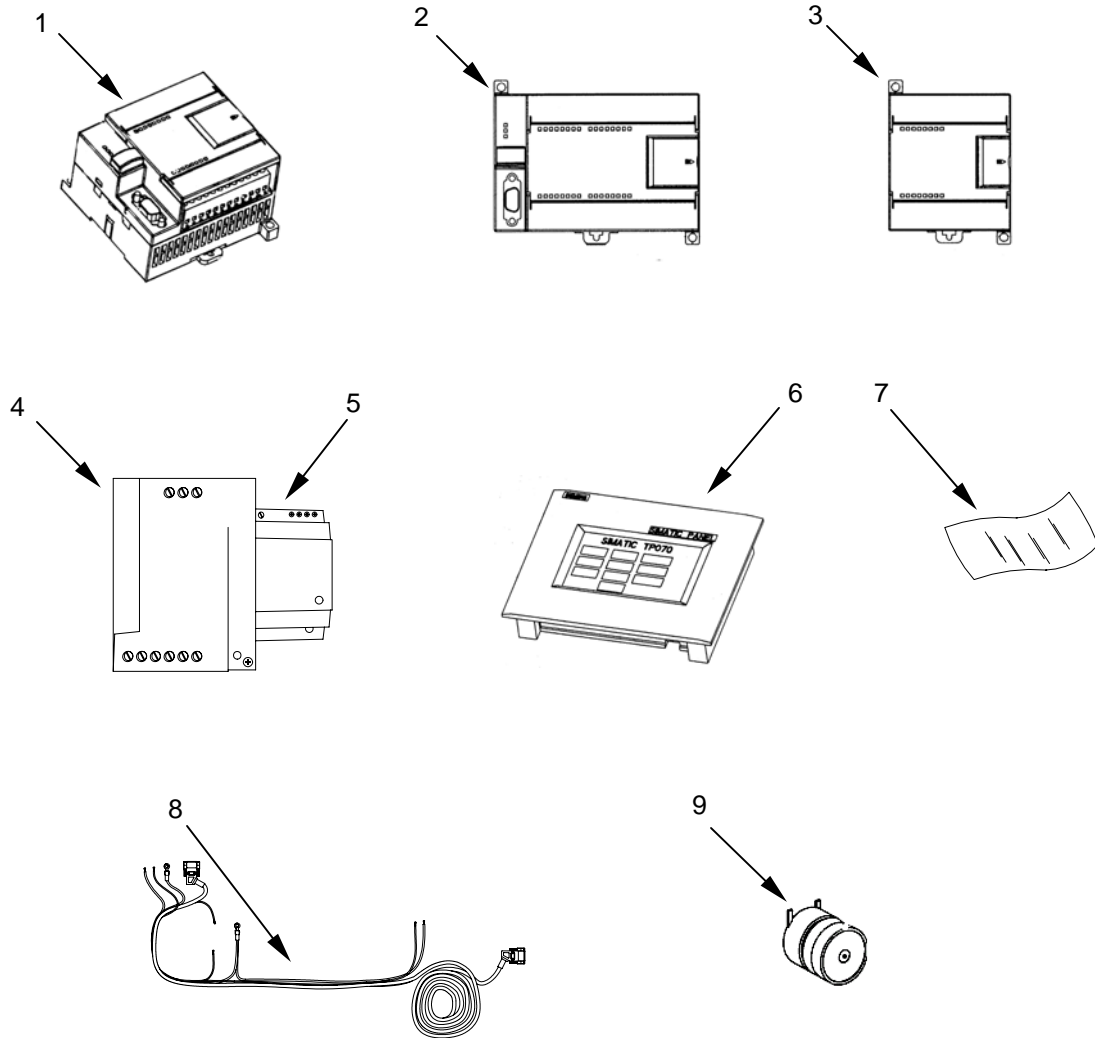


Figure 14. Programmable Logic Control (PLC)
(Sheet 1 of 3)

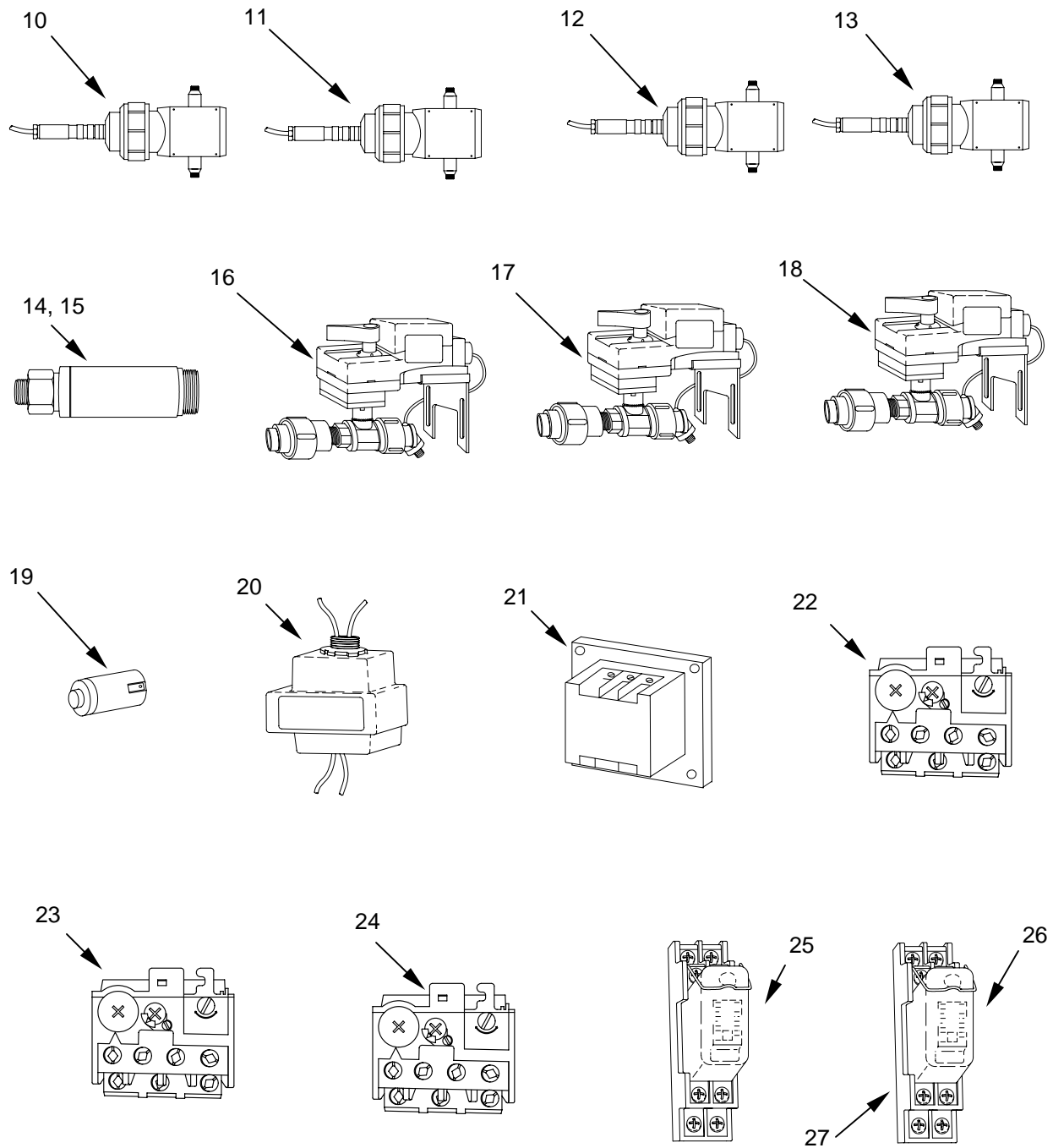


Figure 14. Programmable Logic Control (PLC)
(Sheet 2 of 3)

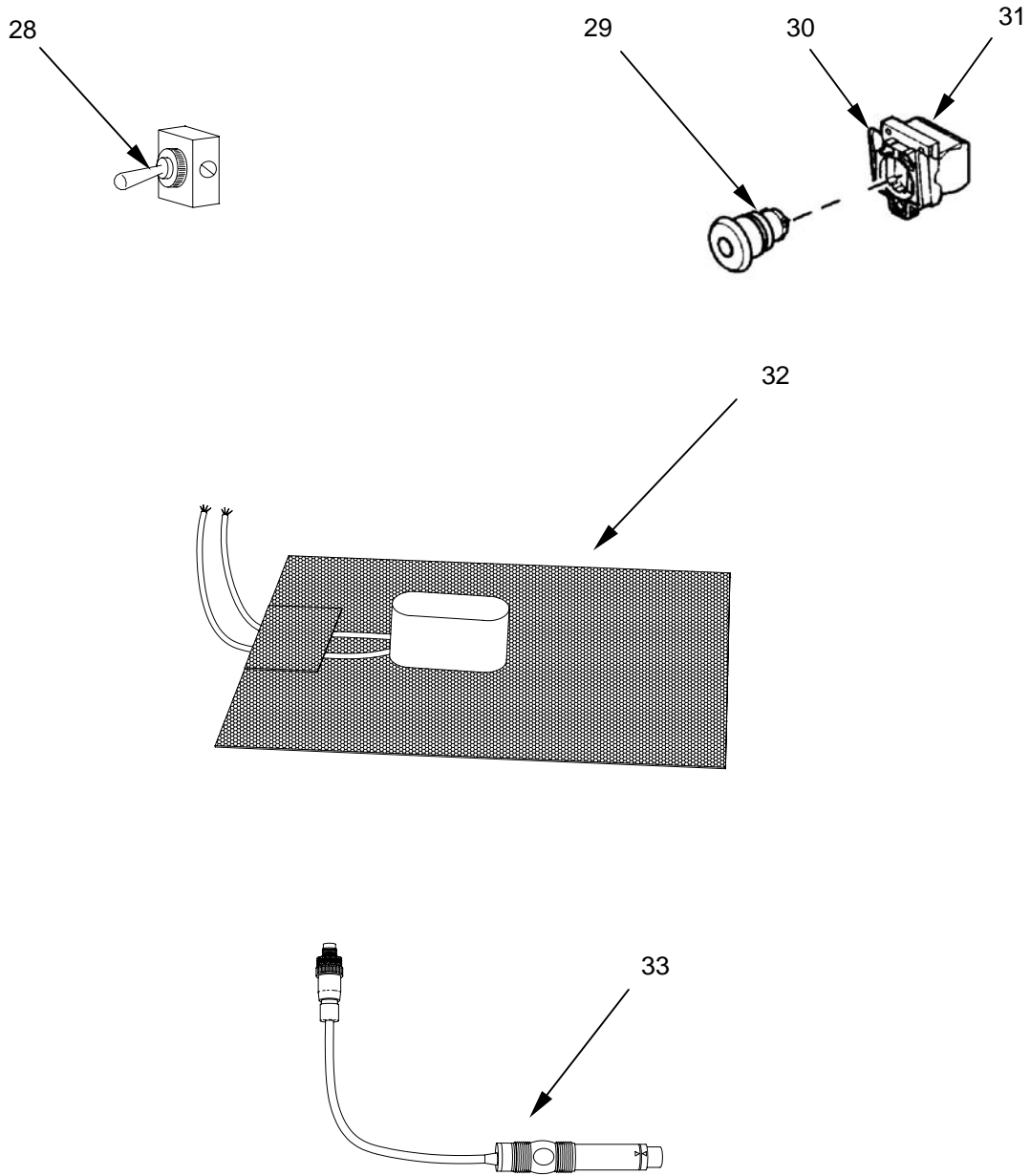


Figure 14. Programmable Logic Control (PLC)
(Sheet 3 of 3)

(1)	(2)	(3)	(4)	(5)	(6)	(7)
ITEM NO.	SMR CODE	NSN	CAGEC	PART NUMBER	DESCRIPTION AND USABLE ON CODE (UOC)	QTY
					GROUP 03 PROGRAMMABLE LOGIC CONTROL (PLC)	
					FIG. 14 PROGRAMMABLE LOGIC CONTROL (PLC)	
1	PAOZZ	7021-01-532-3845	07131	6ES7214-1BD22-0XB0	COMPUTER SUBASSEMBLY.....	1
2	PAOZZ	7021-01-532-3847	07131	6ES7235-0KD22-0XA0	COMPUTER SUBASSEMBLY.....	3
3	PAOZZ	7021-01-532-3846	07131	6ES7232-0HB22-0XA0	COMPUTER SUBASSEMBLY.....	1
4	PAOZZ	5920-01-532-3850	07131	IE-103	ARRESTER, ELECTRICAL.....	1
5	PAOZZ	6695-01-532-3853	07131	6EP1331-1SH02	CONTROL-POWER SUPPLY.....	1
6	PAOZZ	7025-01-532-3856	07131	6AV6545-0BC15-2AX0	DISPLAY UNIT.....	1
7	PAOZZ	7045-01-532-3852	07131	6AV65741AE004AX0	PROTECTIVE COVER, DISPLAY UNIT.....	1
8	PAOZZ	6150-01-532-3857	07131	6XV1830-1CH30	CABLE ASSEMBLY, SPECIAL PURPOSE, ELECTRICAL.....	1
9	PAOZZ	6350-01-532-3861	02929	30C8706	BUZZER.....	1
10	PAOZZ	6680-01-532-3862	0BU38	V1-M2-A025F5-E1- X1-2.5GPM-PC3	TRANSMITTER, RATE OF FLOW.....	1
11	PAOZZ	6680-01-533-7145	0BU38	V1-M2-A0050F15-E1- X1-7.0GPM-PC3	TRANSMITTER, RATE OF FLOW.....	1
12	PAOZZ	6680-01-533-7147	0BU38	V1-M2-A075F25-E1- X1-12.5GPM-PC3	TRANSMITTER, RATE OF FLOW.....	1
13	PAOZZ	6680-01-533-7146	0BU38	V1-M2-A100F50-E1- X1-25.0GPM-PC3	TRANSMITTER, RATE OF FLOW.....	1
14	PAOZZ	6685-01-532-3859	1CE49	PTX 7217-0-100PSIG	TRANSMITTER, PRESSURE.....	7
15	PAOZZ	6685-01-534-1036	1CE49	PTX 7217-0-200PSIG	TRANSMITTER, PRESSURE.....	1
16	PAOZZ	3510-01-532-3858	0U5N7	43261119-3	VALVE ASSEMBLY, ACTUATOR.....	1
17	PAOZZ	3510-01-533-0139	0U5N7	43261119-2	VALVE ASSEMBLY, ACTUATOR.....	2
18	PAOZZ	3510-01-532-3860	0U5N7	43261119-1	VALVE ASSEMBLY, ACTUATOR.....	1
19	PAOZZ	5925-00-283-6048	77342	W58XB1A4A-5	CIRCUIT BREAKER.....	1
20	PAOZZ	5950-01-533-9643	39428	7708K74	TRANSFORMER, POWER.....	1
21	PAOZZ	6110-01-288-2754	32353	A12-30-10-84	CONTACTOR, MAGNETIC.....	1
22	PAOZZ	5945-01-532-3868	0T9S1	A9S-84M	RELAY, HYBRID.....	1
23	PAOZZ	5945-01-533-7144	0T9S1	A9S-84L	RELAY, HYBRID.....	1
24	PAOZZ	5945-01-533-7149	0T9S1	A12S-84P	RELAY, HYBRID.....	1
25	PAOZZ	5945-01-257-4018	60886	RH1B-UAC-120V	RELAY, ELECTROMAGNETIC.....	3
26	PAOZZ	5945-01-533-9681	60886	RY22S-UAC120V	RELAY, ELECTROMAGNETIC.....	4
27	PAOZZ	5935-01-380-8249	60886	SH1B-05	SOCKET, PLUG-IN ELECTRICAL, COMPONENT.....	7
28	PAOZZ	5930-01-533-9822	08808	HBL12SP	SWITCH, TOGGLE.....	5
29	PAOZZ	5930-01-533-9958	60886	HW1B-M4-R	SWITCH, PUSH.....	1
30	PAOZZ	5930-01-533-9688	60886	HW9Z-KG1-TK2120	GUARD, SWITCH.....	1
31	PAOZZ	5999-01-533-9899	60886	HW-CB10	CONTACT, ASSEMBLY, ELECTRICAL.....	1
32	PAOZZ	4520-01-533-8770	0T9S1	040050C1-AR11B	HEATING ELEMENT, ELECTRICAL, NONIMMERSION TYPE	1
33	PAOZZ	5930-01-533-8857	1PHN1	LP15-1405	SWITCH, LIQUID LEVEL.....	2

END OF FIGURE

UNIT AND DIRECT SUPPORT MAINTENANCE

CONTAINERIZED BATCH LAUNDRY (CBL)

NSN 3510-01-527-2209

NSN 3510-01-527-2210

CPVC PIPES AND FITTINGS

REPAIR PARTS LIST

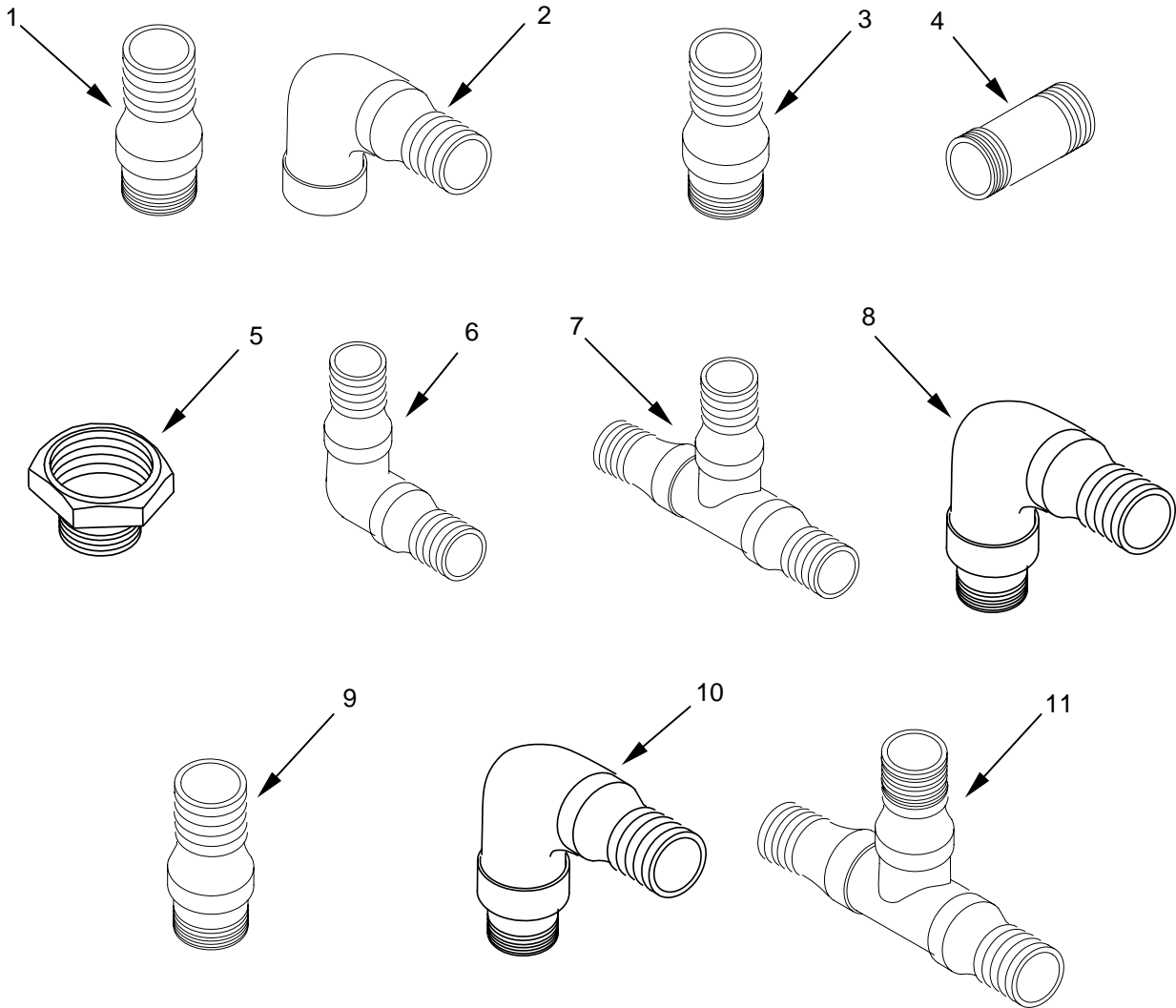


Figure 15. CPVC Pipes and Fittings
(Sheet 1 of 2)

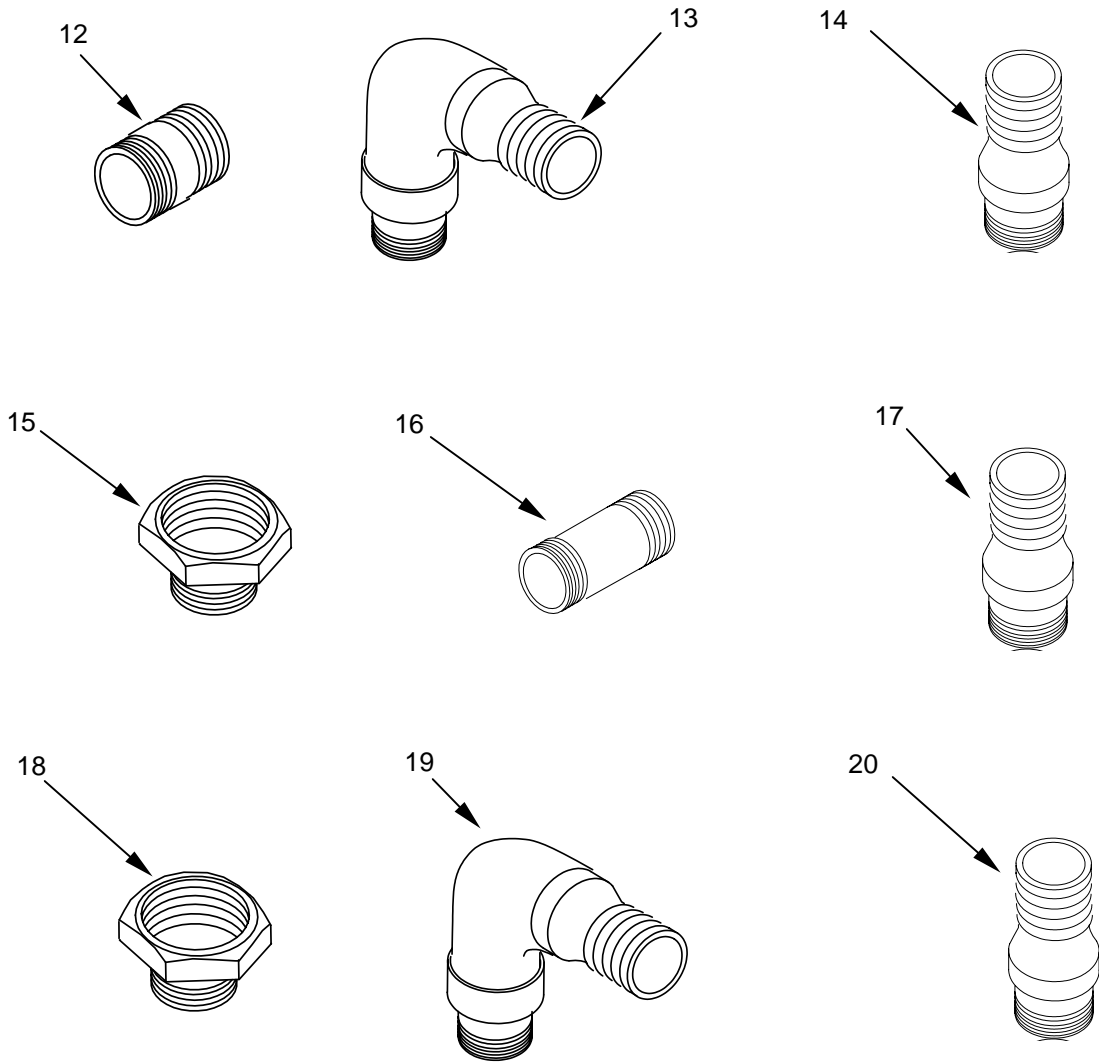


Figure 15. CPVC Pipes and Fittings
(Sheet 2 of 2)

(1)	(2)	(3)	(4)	(5)	(6)	(7)
ITEM NO.	SMR CODE	NSN	CAGEC	PART NUMBER	DESCRIPTION AND USABLE ON CODE (UOC)	QTY
GROUP 0401 CPVC PIPES AND FITTINGS						
FIG.15 CPVC PIPES AND FITTINGS						
1	PAOZZ	4730-01-533-9836	39428	53055K227	ADAPTER, STRAIGHT, PIPE TO HOSE.....	20
2	PAOZZ	4730-01-533-9885	39428	53055K197	ELBOW, PIPE TO HOSE.....	35
3	PAOZZ	4730-01-533-9834	39428	5218K31	NIPPLE, HOSE.....	13
4	PAOZZ	4730-01-533-9500	39428	6810K21	NIPPLE, PIPE.....	1
5	PAOZZ	4730-01-533-9512	39428	4589K153	REDUCER, PIPE.....	1
6	PAOOO	4730-01-533-8166	39428	43535K16	ELBOW, HOSE.....	2
7	PAOZZ	4730-01-533-7698	39428	43535K56	TEE, HOSE.....	2
8	PAOZZ	4730-01-533-9886	39428	53055K196	ELBOW, PIPE TO HOSE.....	2
9	PAOZZ	4730-01-533-7673	39428	53055K229	ADAPTER, STRAIGHT, PIPE TO HOSE.....	5
10	PAOZZ	4730-01-533-9163	39428	53055K199	ELBOW, HOSE.....	11
11	PAOZZ	4730-01-534-0011	39428	53055K247	TEE, PIPE TO HOSE.....	2
12	PAOZZ	4730-01-358-4181	39428	6810K14	NIPPLE, PIPE.....	2
13	PAOZZ	4730-01-533-9784	39428	53055K192	ELBOW, HOSE.....	11
14	PAOZZ	4730-01-533-9664	39428	5218K29	NIPPLE, HOSE.....	4
15	PAOZZ	4730-01-533-9200	39428	4429K416	BUSHING, PIPE.....	1
16	PAOZZ	4730-01-367-7433	39428	4568K153	NIPPLE, PIPE.....	2
17	PAOZZ	4730-01-478-9416	39428	5346K19	ADAPTER, STRAIGHT, PIPE TO HOSE.....	2
18	PAOZZ	4730-01-526-0671	1PHN1	839-251C	BUSHING, PIPE.....	2
19	PAOZZ	4730-01-533-9163	39428	53055K199	ELBOW, HOSE.....	11
20	PAOZZ	4730-01-533-7673	39428	53055K229	ADAPTER, STRAIGHT, PIPE TO HOSE.....	5
END OF FIGURE						

UNIT AND DIRECT SUPPORT MAINTENANCE

CONTAINERIZED BATCH LAUNDRY (CBL)

NSN 3510-01-527-2209

NSN 3510-01-527-2210

CPVC HAND OPERATED VALVES

REPAIR PARTS LIST

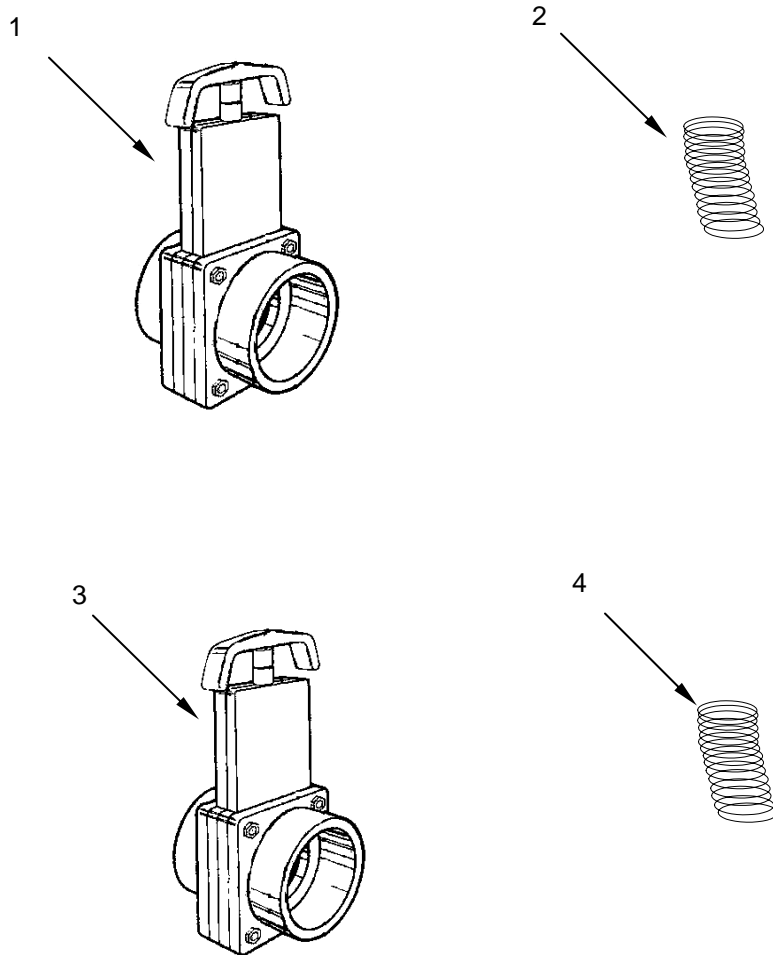


Figure 16. CPVC Hand Operated Valves
(Sheet 1 of 2)

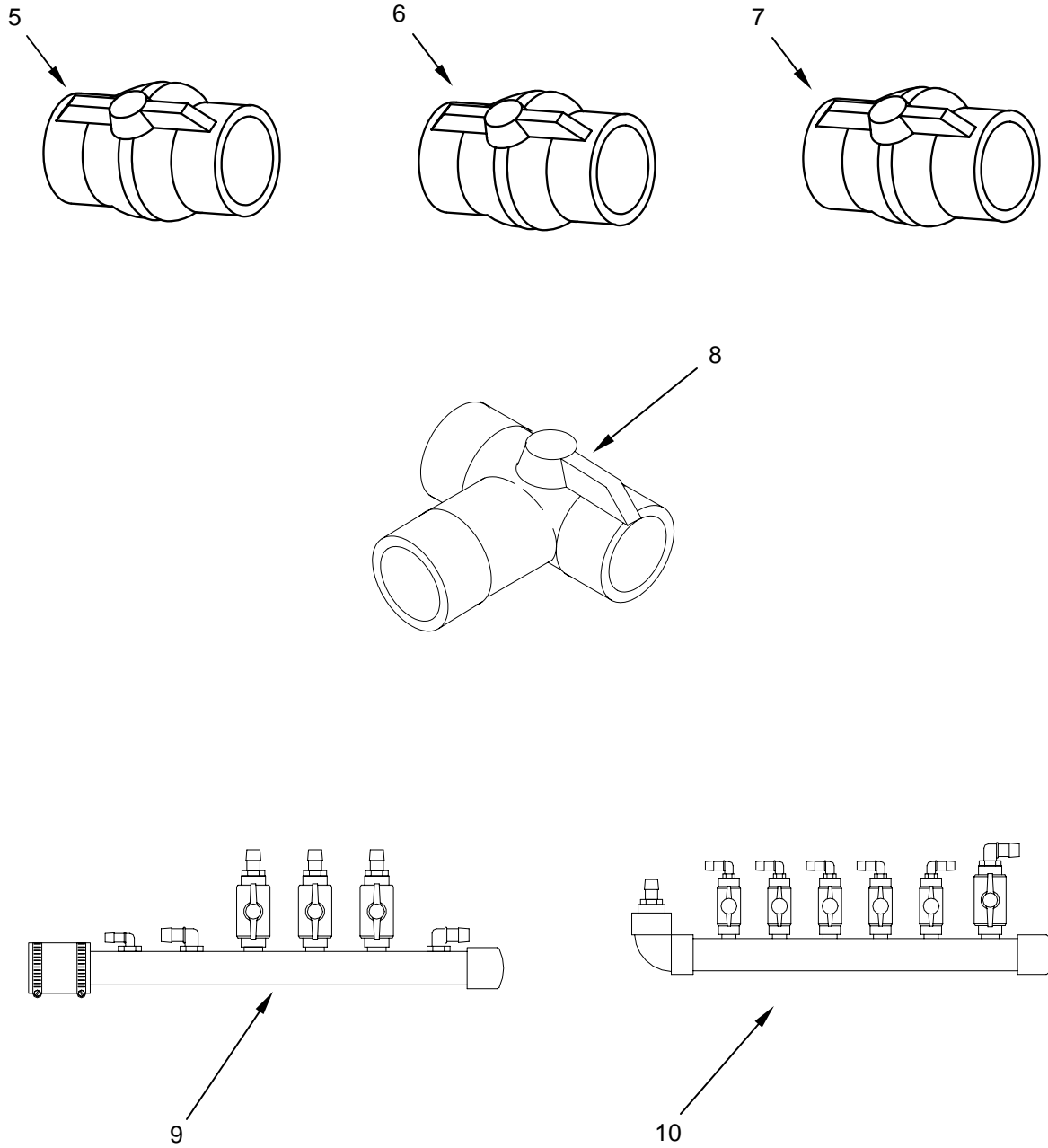


Figure 16. CPVC Hand Operated Valves
(Sheet 2 of 2)

(1)	(2)	(3)	(4)	(5)	(6)	(7)
ITEM NO.	SMR CODE	NSN	CAGEC	PART NUMBER	DESCRIPTION AND USABLE ON CODE (UOC)	QTY
					GROUP 0402 CPVC HAND OPERATED VALVES	
					FIG. 16 CPVC HAND OPERATED VALVES	
1	PAOZZ	4820-01-533-9193	1PHN1	7203	VALVE, GATE.....	3
2	PAOZZ	5360-01-533-8748	0Z3R2	3309077	.SPRING, HELICAL, COMPRESSION.....	1
3	PAOZZ	4820-01-533-7671	1PHN1	7202	VALVE, GATE.....	2
4	PAOZZ	5360-01-533-8748	0Z3R2	3309077	.SPRING, HELICAL, COMPRESSION.....	1
5	PAOZZ	4820-01-534-0464	0U5N7	43262354	VALVE, BALL.....	2
6	PAOZZ	4820-01-533-7697	1PTU4	1073-007	VALVE, BALL.....	21
7	PAOZZ	4820-01-533-8241	1PTU4	1073-005	VALVE, BALL.....	11
8	PAOZZ	4820-01-533-7726	1PTU4	2520010	VALVE, BALL.....	1
9	PAOZZ	4820-01-533-7592	0U5N7	43261096	VALVE ASSEMBLY, MANIFOLD.....	1
10	PAOZZ	4820-01-533-7686	0U5N7	43261087	VALVE ASSEMBLY, MANIFOLD.....	1
END OF FIGURE						

UNIT AND DIRECT SUPPORT MAINTENANCE

CONTAINERIZED BATCH LAUNDRY (CBL)

NSN 3510-01-527-2209
NSN 3510-01-527-2210

CPVC CHECK VALVES

REPAIR PARTS LIST

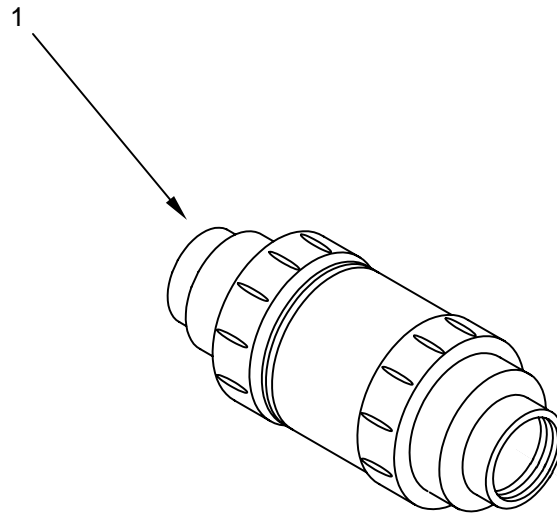


Figure 17. CPVC Check Valves

(1)	(2)	(3)	(4)	(5)	(6)	(7)
ITEM NO.	SMR CODE	NSN	CAGEC	PART NUMBER	DESCRIPTION AND USABLE ON CODE (UOC)	QTY
					GROUP 0403 CPVC CHECK VALVES	
					FIG. 17 CPVC CHECK VALVES	
1	PAOZZ	4820-01-533-9471	1PTU4	1219-010	VALVE, CHECK.....	1
					END OF FIGURE	

UNIT AND DIRECT SUPPORT MAINTENANCE

CONTAINERIZED BATCH LAUNDRY (CBL)

NSN 3510-01-527-2209

NSN 3510-01-527-2210

COPPER/BRASS PIPES AND FITTINGS

REPAIR PARTS LIST

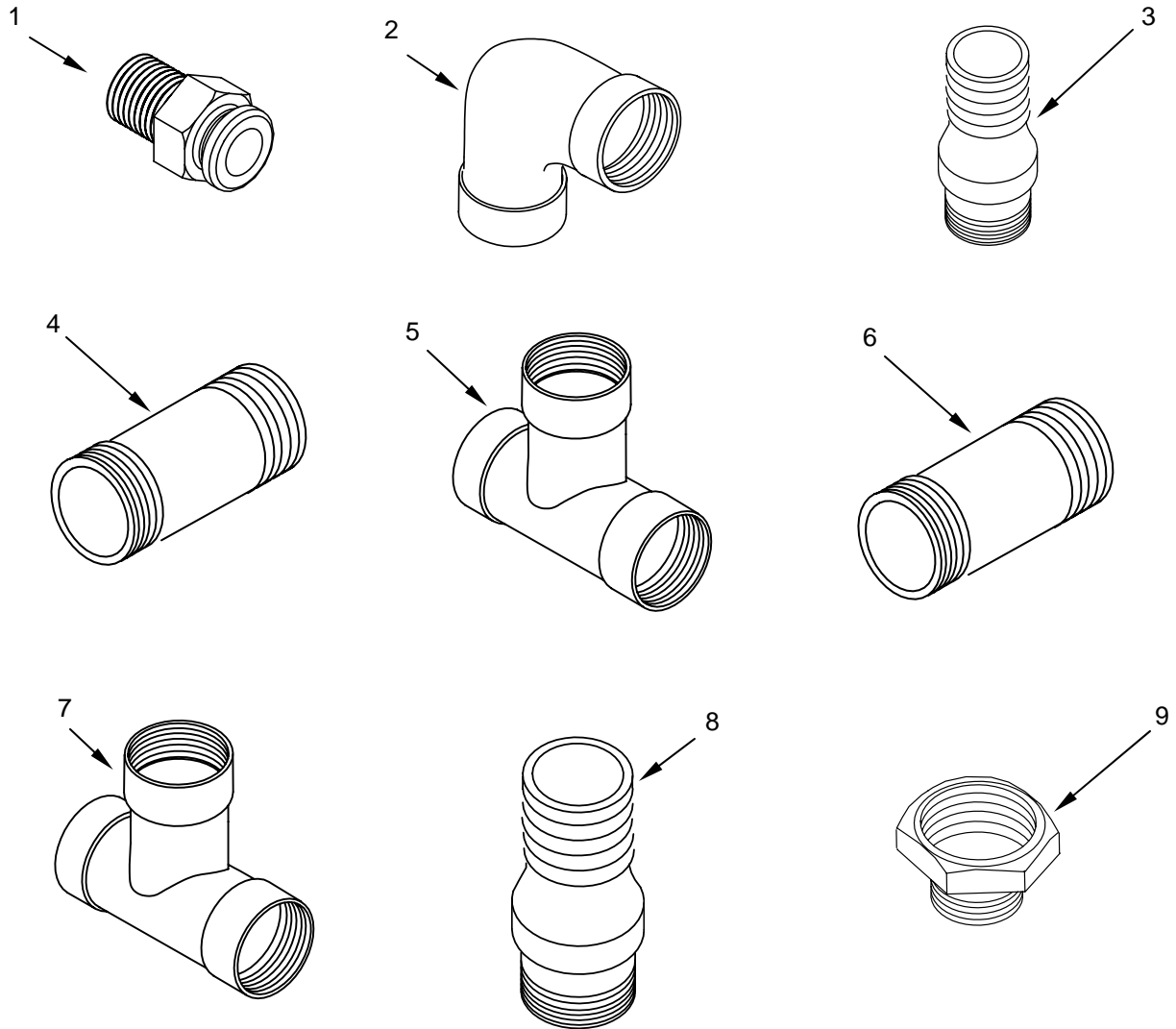


Figure 18. Copper/Brass Pipes and Fittings
(Sheet 1 of 2)

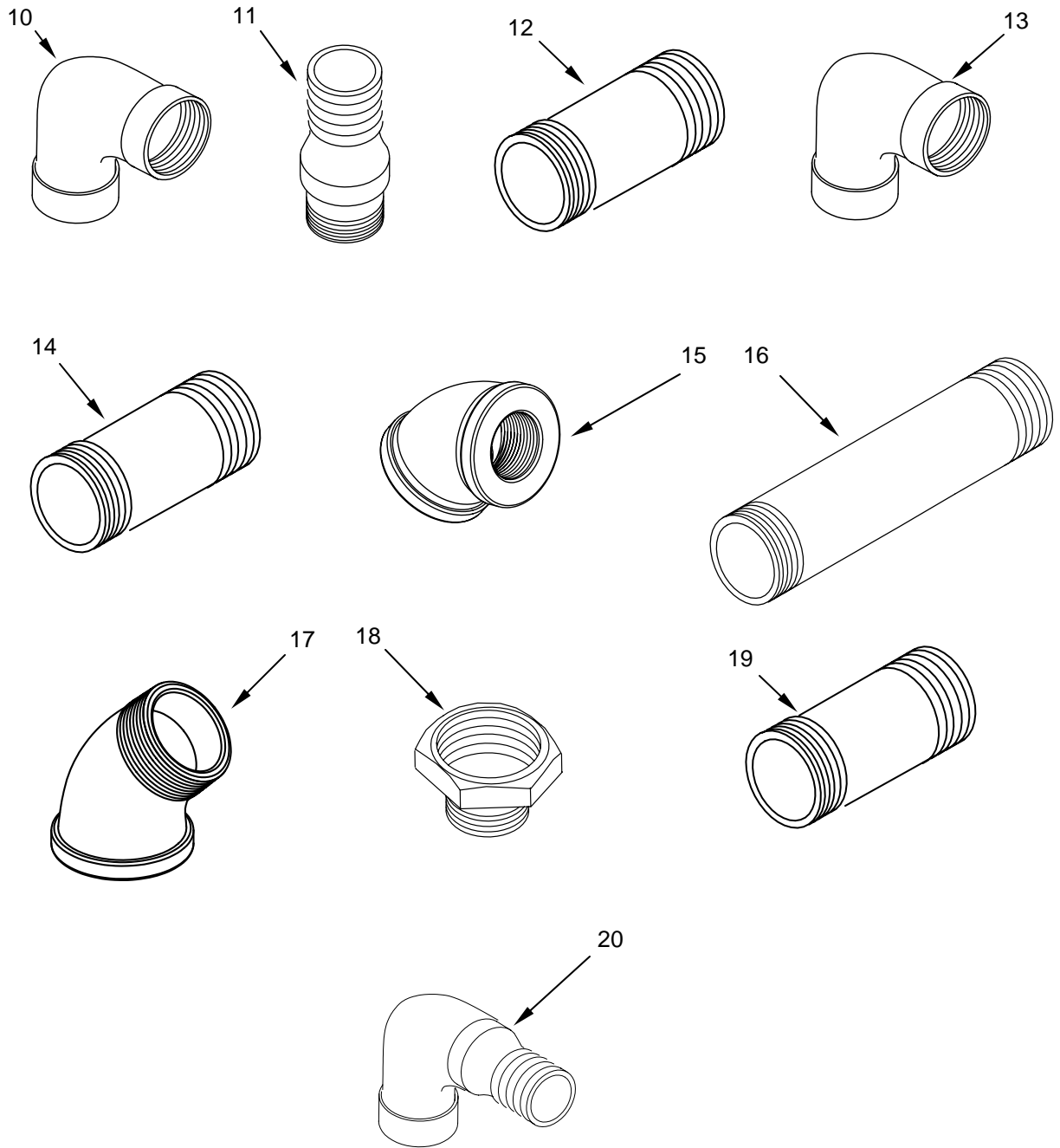


Figure 18. Copper/Brass Pipes and Fittings
(Sheet 2 of 2)

(1)	(2)	(3)	(4)	(5)	(6)	(7)
ITEM NO.	SMR CODE	NSN	CAGEC	PART NUMBER	DESCRIPTION AND USABLE ON CODE (UOC)	QTY
GROUP 0404 COPPER/BRASS PIPES AND FITTINGS						
FIG. 18 COPPER/BRASS PIPES AND FITTINGS						
1	PAOZZ	4730-01-534-0020	39428	51025K184	ADAPTER, STRAIGHT, PIPE TO TUBE.....	5
2	PAOZZ	4730-01-533-7627	39428	4429K176	ELBOW, PIPE.....	1
3	PAOZZ	4730-01-481-7929	39428	5363K15	NIPPLE, HOSE.....	2
4	PAOZZ	4730-01-533-9724	39428	4568K231	NIPPLE, PIPE.....	1
5	PAOZZ	4730-01-533-9692	39428	4429K238	TEE, PIPE.....	1
6	PAOZZ	4730-01-533-9206	1PTU4	2012-200	NIPPLE, PIPE.....	1
7	PAOZZ	4730-01-534-0453	1BFW0	310-104	TEE, PIPE.....	1
8	PAOZZ	4730-01-533-7658	39428	5363K12	MENDER, HOSE.....	4
9	PAOZZ	4730-01-481-8182	39428	4429K426	BUSHING, PIPE.....	1
10	PAOZZ	4730-01-334-4297	39428	4429K155	ELBOW, PIPE.....	2
11	PAOZZ	4730-01-533-7663	39428	5363K13	ADAPTER, STRAIGHT, PIPE TO HOSE.....	2
12	PAOZZ	4730-01-533-8171	39428	4568K274	NIPPLE, PIPE.....	1
13	PAOZZ	4730-01-481-8065	39428	4429K167	ELBOW, PIPE.....	1
14	PAOZZ	4710-01-533-8375	39428	4512K59	PIPE, METALLIC.....	1
15	PAOZZ	4730-01-533-8367	39428	4429K267	ELBOW, PIPE.....	1
16	PAOZZ	4730-01-533-7651	39428	4568K266	NIPPLE, PIPE.....	1
17	PAOZZ	4730-01-533-8850	39428	4429K657	UNION, PIPE TO HOSE.....	1
18	PAOZZ	4730-01-533-8055	1PTU4	838-098C	REDUCER, PIPE.....	5
19	PAOZZ	4730-00-222-1837	39428	4568K131	NIPPLE, PIPE.....	7
20	PAOZZ	4730-01-533-8139	39428	51025K142	ELBOW, PIPE.....	1
END OF FIGURE						

UNIT AND DIRECT SUPPORT MAINTENANCE

CONTAINERIZED BATCH LAUNDRY (CBL)

NSN 3510-01-527-2209

NSN 3510-01-527-2210

COPPER/BRASS HAND OPERATED VALVES

REPAIR PARTS LIST

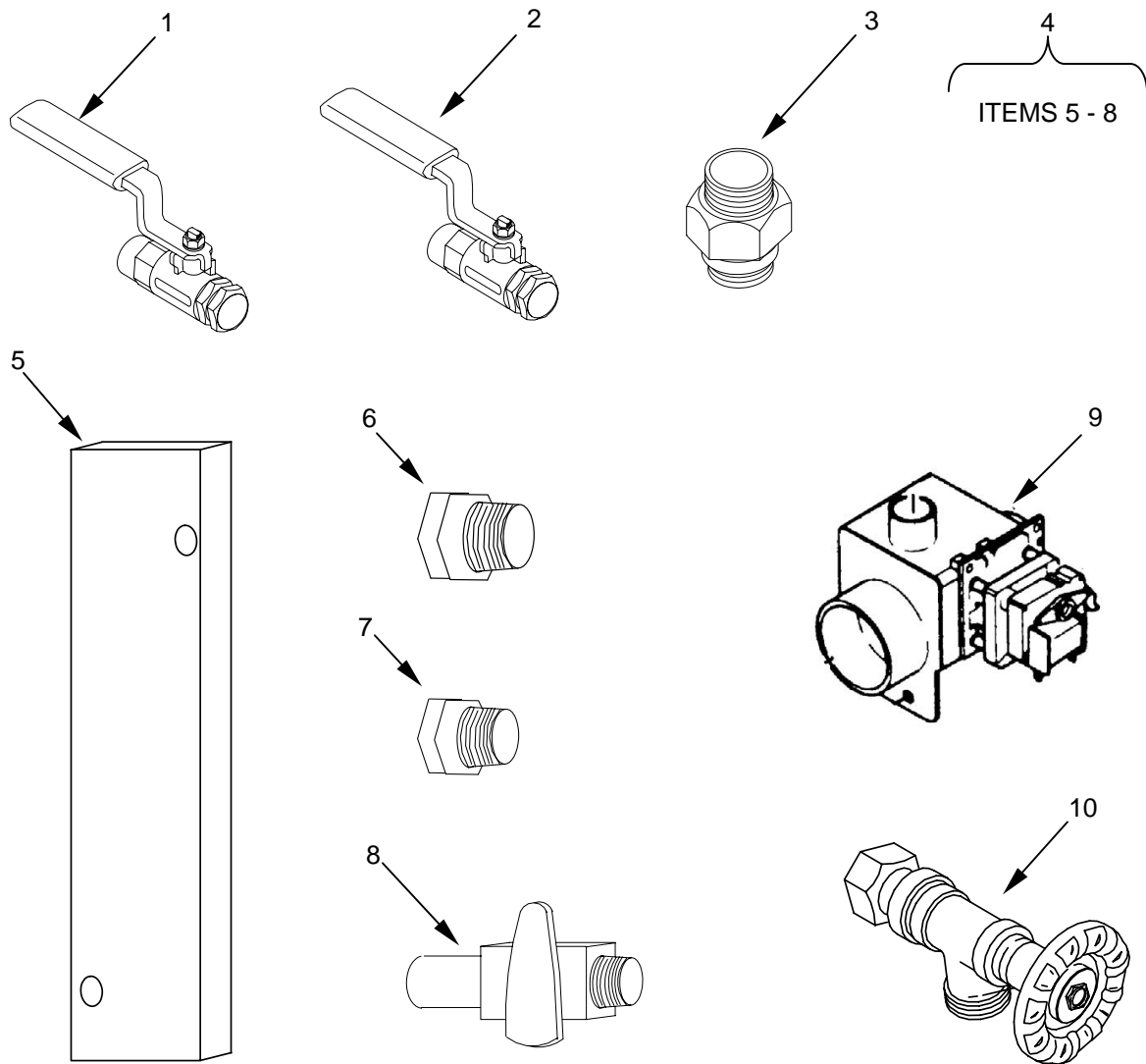


Figure 19. Copper/Brass Hand Operated Valves

(1)	(2)	(3)	(4)	(5)	(6)	(7)
ITEM NO.	SMR CODE	NSN	CAGEC	PART NUMBER	DESCRIPTION AND USABLE ON CODE (UOC)	QTY
					GROUP 0405 COPPER/BRASS HAND OPERATED VALVES	
					FIG. 19 COPPER/BRASS HAND OPERATED VALVES	
1	PAOZZ	4820-01-533-7560	39428	47865K47	VALVE, BALL.....	1
2	PAOZZ	4820-01-533-7584	39428	47865K22	VALVE, BALL.....	2
3	PAOZZ	4730-01-233-8396	39428	73605T62	ADAPTER, STRAIGHT, PIPE TO HOSE.....	1
4	PAOOO	4730-01-533-7738	0U5N7	43261104	MANIFOLD, AIR LINE.....	1
5	PAOZZ	4730-01-534-0033	39428	5253K342	.MANIFOLD, AIR LINE.....	1
6	PAOZZ	4730-01-533-9497	39428	48335K153	.PLUG, PIPE.....	1
7	PAOZZ	4730-01-533-9662	39428	48335K152	.PLUG, PIPE.....	5
8	PAOZZ	4820-01-533-9190	39428	4886K64	.VALVE, PLUG.....	5
9	PAOZZ	4820-01-534-0440	7H798	F380619	VALVE, REGULATING, FLUID PRESSURE.....	1
10	PAOZZ	4820-01-533-8162	1QYY2	108-003HC	COCK, DRAIN.....	1
END OF FIGURE						

UNIT AND DIRECT SUPPORT MAINTENANCE

CONTAINERIZED BATCH LAUNDRY (CBL)

NSN 3510-01-527-2209

NSN 3510-01-527-2210

COPPER/BRASS CHECK VALVES

REPAIR PARTS LIST

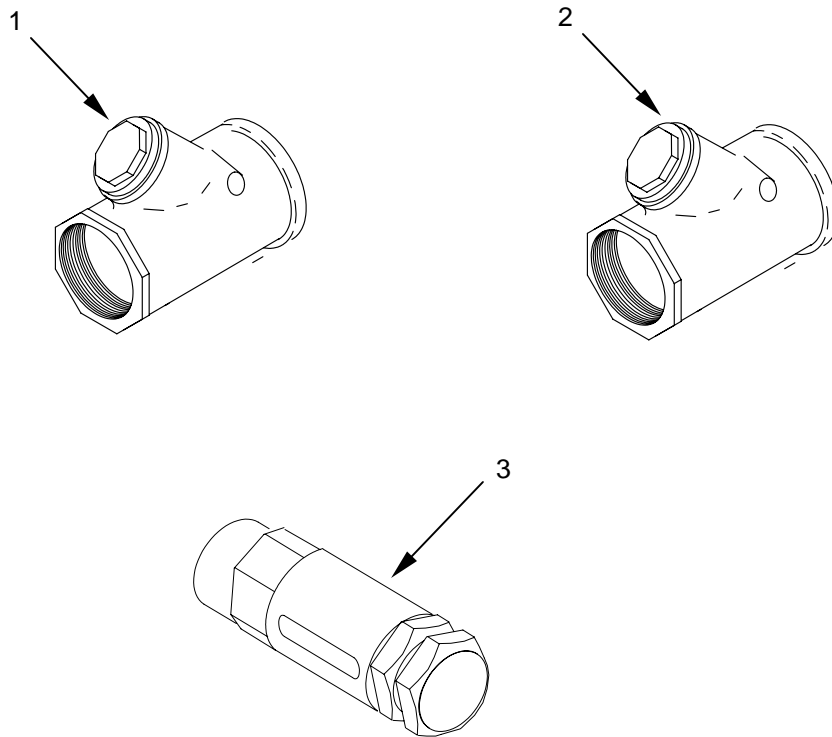


Figure 20. Copper/Brass Check Valves

(1)	(2)	(3)	(4)	(5)	(6)	(7)
ITEM No.	SMR CODE	NSN	CAGEC	PART NUMBER	DESCRIPTION AND USABLE ON CODE (UOC)	QTY
					GROUP 0406 COPPER/BRASS CHECK VALVES	
					FIG. 20 COPPER/BRASS CHECK VALVES	
1	PAOZZ	4820-01-299-0409	39428	9770K47	VALVE, CHECK.....	1
2	PAOZZ	4820-01-533-8372	39428	9770K48	VALVE, CHECK.....	1
3	PAOZZ	4820-01-533-7551	39428	49235K72	VALVE, CHECK.....	1
END OF FIGURE						

UNIT AND DIRECT SUPPORT MAINTENANCE

CONTAINERIZED BATCH LAUNDRY (CBL)

NSN 3510-01-527-2209
NSN 3510-01-527-2210

WATER PANELS

REPAIR PARTS LIST

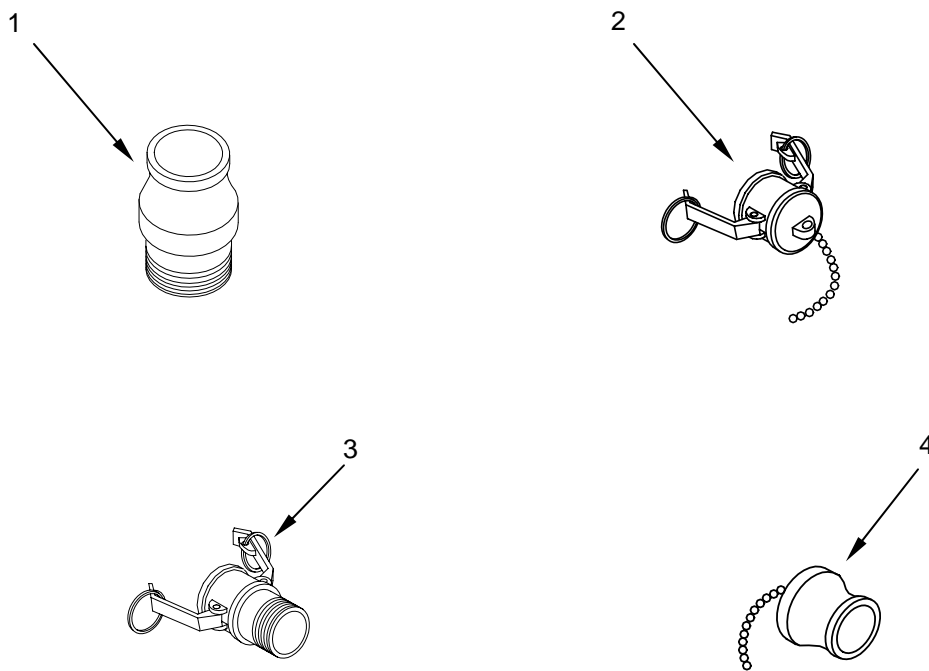


Figure 21. Water Panels

(1)	(2)	(3)	(4)	(5)	(6)	(7)
ITEM NO.	SMR CODE	NSN	CAGEC	PART NUMBER	DESCRIPTION AND USABLE ON CODE (UOC)	QTY
					GROUP 0407 WATER PANELS	
					FIG. 21 WATER PANELS	
1	PAFZZ	4730-01-533-8724	39428	52155K45	COUPLING HALF, QUICK DISCONNECT.....	1
2	PAOZZ	5340-01-533-8184	39428	52155K85	CAP, PROTECTIVE, DUST AND MOISTURE SEAL.....	1
3	PAFZZ	4730-01-533-9838	39428	52155K15	COUPLING HALF, QUICK DISCONNECT.....	1
4	PAOZZ	5340-01-533-8704	39428	52155K75	PLUG, PROTECTIVE, DUST AND MOISTURE SEAL.....	1
					END OF FIGURE	

UNIT AND DIRECT SUPPORT MAINTENANCE

CONTAINERIZED BATCH LAUNDRY (CBL)

NSN 3510-01-527-2209
NSN 3510-01-527-2210

INTERNAL HOSES

REPAIR PARTS LIST

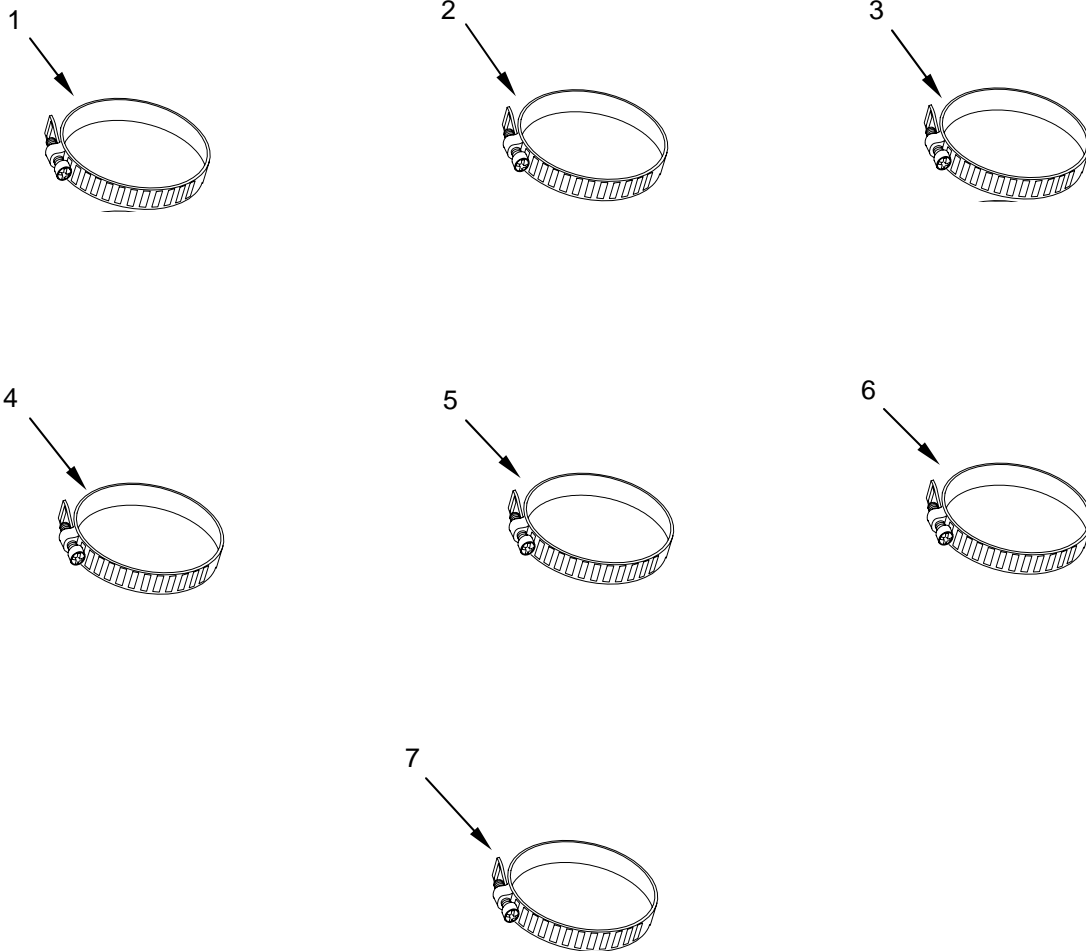


Figure 22. Internal Hoses

(1)	(2)	(3)	(4)	(5)	(6)	(7)
ITEM NO.	SMR CODE	NSN	CAGEC	PART NUMBER	DESCRIPTION AND USABLE ON CODE (UOC)	QTY
GROUP 0408 INTERNAL HOSES						
NOTE						
FIG. 22 INTERNAL HOSES						
HOSE IS SUPPLIED IN BULK. REFER TO WP 0041 00 FOR BULK MATERIALS.						
1	PAOZZ	4730-01-533-8248	1FFH9	HF28SS	CLAMP, HOSE, 1 5/16 TO 2 ¼ IN.....	12
2	PAOZZ	4730-01-533-9204	1FFH9	HF12SS	CLAMP, HOSE, 1 1/16 TO 1 ¼ IN.....	81
3	PAOZZ	4730-01-375-8073	62727	HF36SS	CLAMP, HOSE, 1 ¾ TO 2 ¾ IN.....	22
4	PAOZZ	4730-01-534-0715	30003	156346	CLAMP, HOSE, ¾ TO 1 ½ IN	24
5	PAOZZ	4730-00-908-3194	58536	A-A-5206-F-12	CLAMP, HOSE, 9/16 TO 1 1/16 IN.....	44
6	PAOZZ	4730-01-534-0413	1FFH9	HF40SS	CLAMP, HOSE, 2 1/6 TO 3 IN.....	4
7	PAOZZ	4730-00-024-3971	76599	MMF5SS	CLAMP, HOSE, 5/16 TO 29/32 IN.....	10
END OF FIGURE						

UNIT AND DIRECT SUPPORT MAINTENANCE

CONTAINERIZED BATCH LAUNDRY (CBL)

NSN 3510-01-527-2209
NSN 3510-01-527-2210

EXTERNAL HOSES

REPAIR PARTS LIST

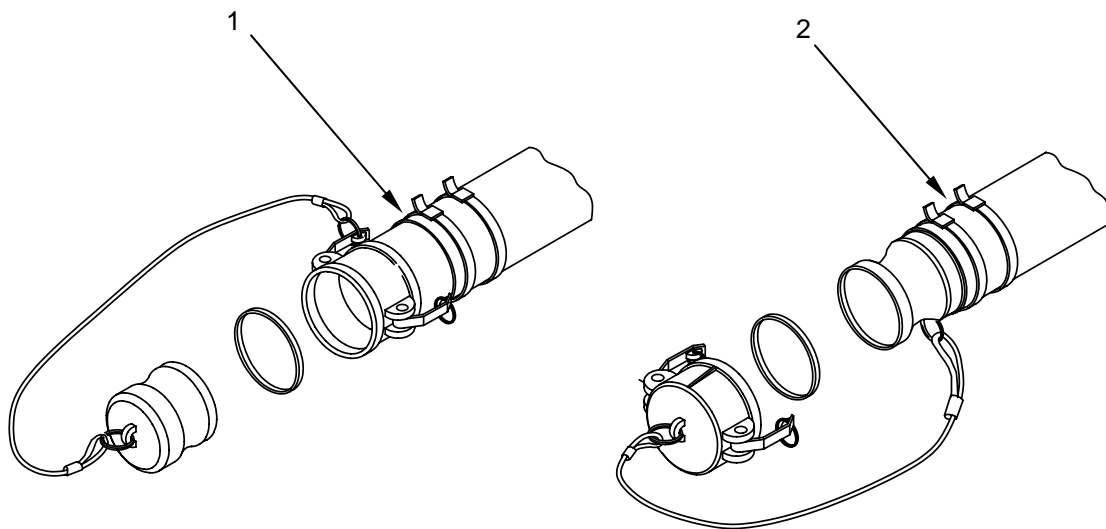


Figure 23. External Hoses

(1)	(2)	(3)	(4)	(5)	(6)	(7)
ITEM NO.	SMR CODE	NSN	CAGEC	PART NUMBER	DESCRIPTION AND USABLE ON CODE (UOC)	QTY
					GROUP 0409 EXTERNAL HOSES	
					FIG. 23 EXTERNAL HOSES	
1	PAOZZ	4720-01-531-0621	0U5N7	43265053	HOSE, NONMETALLIC.....	1
2	PAOZZ	4720-01-533-8715	0U5N7	43261154	HOSE, NONMETALLIC.....	1
					END OF FIGURE	

UNIT AND DIRECT SUPPORT MAINTENANCE

CONTAINERIZED BATCH LAUNDRY (CBL)

NSN 3510-01-527-2209

NSN 3510-01-527-2210

DRAINAGE TANKS

REPAIR PARTS LIST

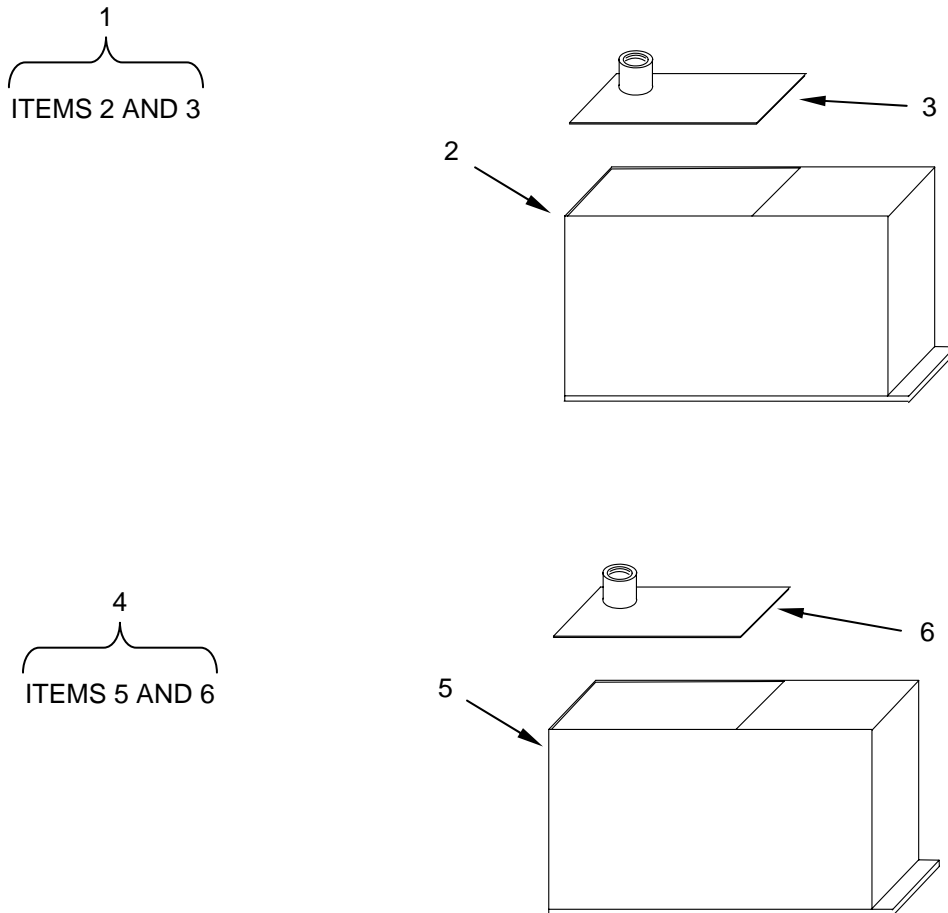


Figure 24. Drainage Tanks

(1)	(2)	(3)	(4)	(5)	(6)	(7)
ITEM NO.	SMR CODE	NSN	CAGEC	PART NUMBER	DESCRIPTION AND USABLE ON CODE (UOC)	QTY
GROUP 0410 DRAINAGE TANKS						
FIG. 24 DRAINAGE TANKS						
1	PAOOO	3510-01-534-0325	0U5N7	43261094	TANK ASSEMBLY, WTS TRANSFER.....	1
2	PAOZZ	3510-01-534-0804	27901	43265029	.TANK , WTS TRANSFER.....	1
3	PAOZZ	3510-01-534-0328	0U5N7	43261112	.LID ASSEMBLY, WTS TRANSFER.....	1
4	PAOOO	3510-01-534-0326	0U5N7	43261095	TANK ASSEMBLY, WASTE.....	1
5	PAOZZ	3510-01-534-0807	27901	43265030	.TANK, WASTE.....	1
6	PAOZZ	3510-01-534-0327	0U5N7	43261113	.LID ASSEMBLY, WASTE TANK.....	1
END OF FIGURE						

UNIT AND DIRECT SUPPORT MAINTENANCE

CONTAINERIZED BATCH LAUNDRY (CBL)

NSN 3510-01-527-2209

NSN 3510-01-527-2210

WTS/P-2 AND WASTE/P-5 DRAINAGE TANK PUMPS

REPAIR PARTS LIST

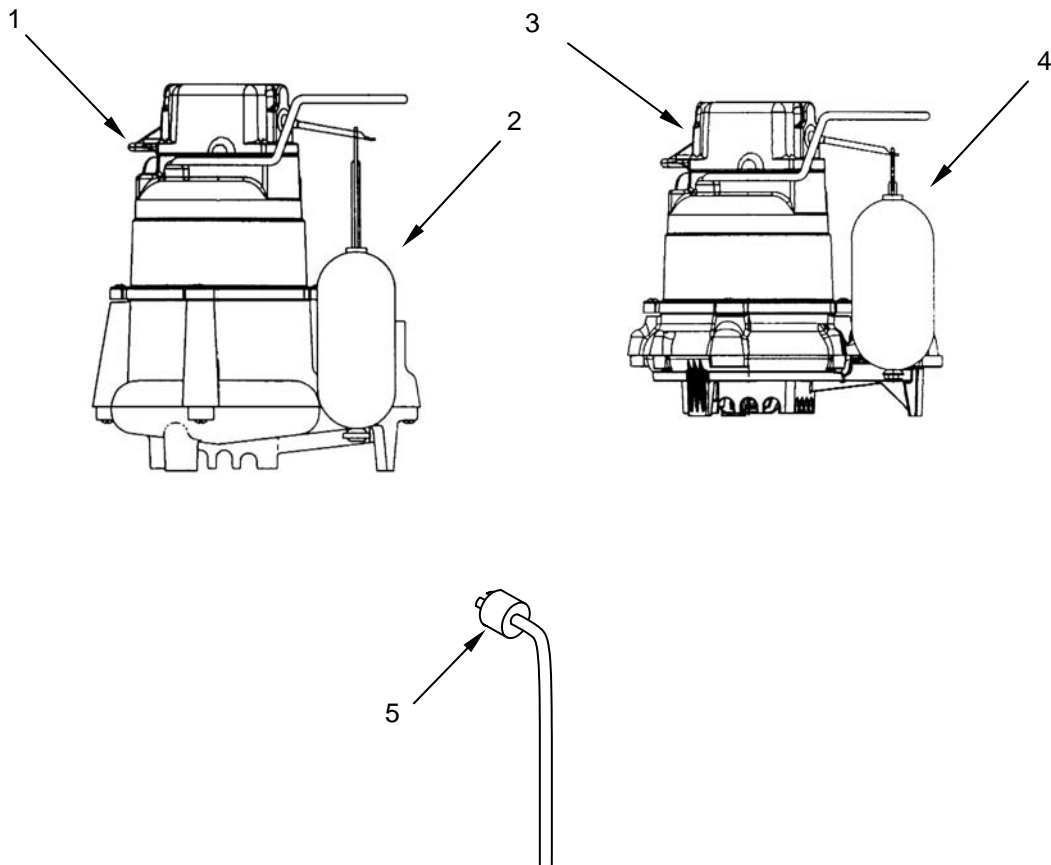


Figure 25. WTS/P-2 and Waste/P-5 Drainage Tank Pumps

(1)	(2)	(3)	(4)	(5)	(6)	(7)
ITEM NO.	SMR CODE	NSN	CAGEC	PART NUMBER	DESCRIPTION AND USABLE ON CODE (UOC)	QTY
					GROUP 0411 WTS/P-2 AND WASTE/P-5 DRAINAGE TANK PUMPS	
					FIG. 25 WTS/P-2 AND WASTE/P-5 DRAINAGE TANK PUMPS	
1	PAOOO	4320-01-533-7694	02JD2	M98	PUMP UNIT, CENTRIFUGAL.....	2
2	PAOZZ	6680-01-533-9710	3Y232	034019	.FLOAT, SWITCH, LIQUID LEVEL.....	2
3	PAOOO	4320-01-532-3872	02JD2	M59	PUMP UNIT, CENTRIFUGAL.....	2
4	PAOZZ	6680-01-533-9710	3Y232	034019	.FLOAT, SWITCH, LIQUID LEVEL.....	2
5	PAOZZ	5935-01-391-5653	74545	HBL5266C	CONNECTOR, PLUG, ELECTRICAL.....	2
END OF FIGURE						

UNIT AND DIRECT SUPPORT MAINTENANCE

CONTAINERIZED BATCH LAUNDRY (CBL)

NSN 3510-01-527-2209

NSN 3510-01-527-2210

WATER SOURCE PUMP/P-1

REPAIR PARTS LIST

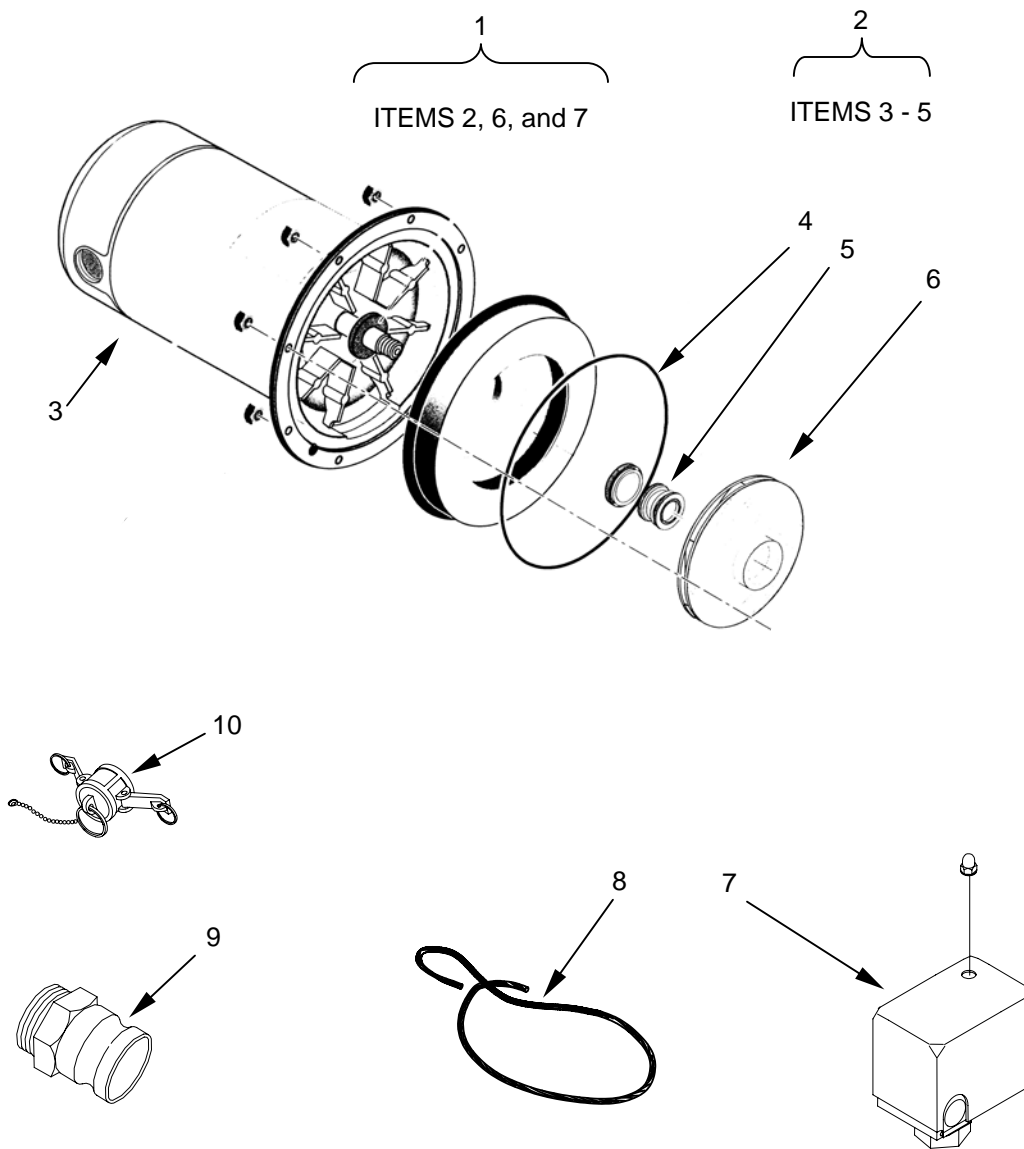


Figure 26. Water Source Pump/P-1

(1)	(2)	(3)	(4)	(5)	(6)	(7)
ITEM NO.	SMR CODE	NSN	CAGEC	PART NUMBER	DESCRIPTION AND USABLE ON CODE (UOC)	QTY
					GROUP 0412 WATER SOURCE PUMP/P-1	
					FIG. 26 WATER SOURCE PUMP/P-1	
1	PAOOO	4320-01-532-3873	0U5N7	43261124	PUMP UNIT, CENTRIFUGAL.....	1
2	PAOOO	4320-01-532-3863	99218	CJ90F	.PUMP, CENTRIFUGAL.....	1
3	PAOZZ	6105-01-532-3864	99218	J218-1007	..MOTOR, ALTERNATING CURRENT.....	1
4	PAOZZ	5330-01-533-7664	99218	111P0500	..SEAL, PLAIN.....	1
5	PAOZZ	5330-01-533-8692	99218	111P0510	..SEAL, PLAIN.....	1
6	PAOZZ	4320-01-533-9165	3GJM5	101P1720	..IMPELLER, PUMP, CENTRIFUGAL.....	1
7	PAOZZ	5930-01-533-9685	99218	U217-1204	..SWITCH, PRESSURE.....	1
8	PAOZZ	4720-01-533-7645	3GJM5	U37-673P	..HOSE, NONMETALLIC.....	1
9	PAOZZ	4730-01-533-9883	39428	52155K42	.COUPLING HALF, QUICK DISCONNECT.....	1
10	PAOZZ	5340-01-533-8137	39428	52155K82	.CAP, PROTECTIVE, DUST AND MOISTURE SEAL.....	1
					END OF FIGURE	

UNIT AND DIRECT SUPPORT MAINTENANCE

CONTAINERIZED BATCH LAUNDRY (CBL)

NSN 3510-01-527-2209

NSN 3510-01-527-2210

PRESSURE RELIEF VALVE

REPAIR PARTS LIST

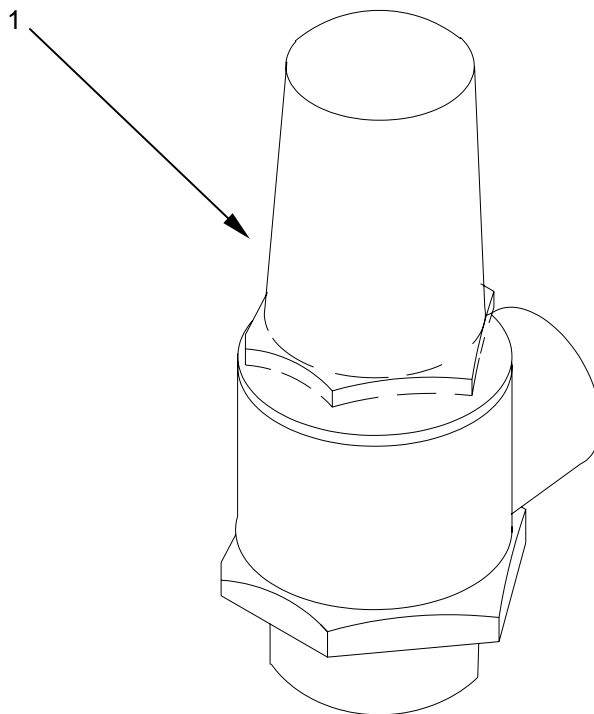


Figure 27. Pressure Relief Valve

(1)	(2)	(3)	(4)	(5)	(6)	(7)
ITEM NO.	SMR CODE	NSN	CAGEC	PART NUMBER	DESCRIPTION AND USABLE ON CODE (UOC)	QTY
					GROUP 0413 PRESSURE RELIEF VALVE	
					FIG. 27 PRESSURE RELIEF VALVE	
1	PAOZZ	4820-01-533-9770	39428	7844K53	VALVE, SAFETY RELIEF.....	1
					END OF FIGURE	

UNIT AND DIRECT SUPPORT MAINTENANCE

CONTAINERIZED BATCH LAUNDRY (CBL)

NSN 3510-01-527-2209

NSN 3510-01-527-2210

EXPANSION TANK

REPAIR PARTS LIST

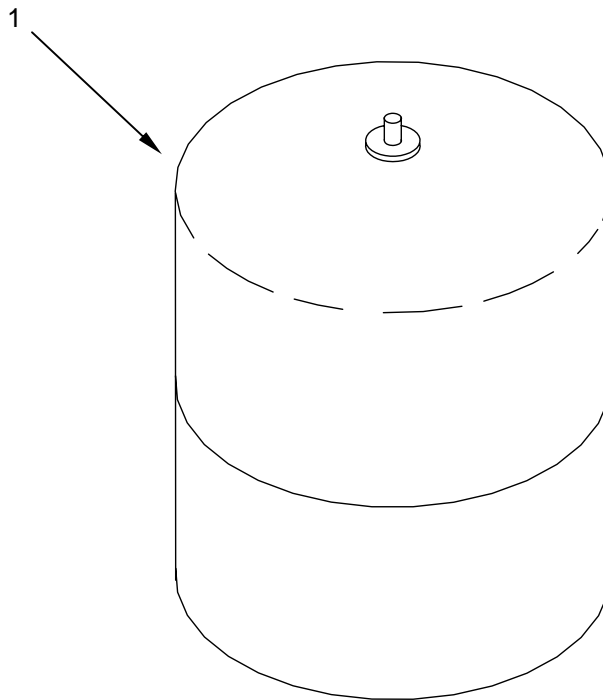


Figure 28. Expansion Tank

(1)	(2)	(3)	(4)	(5)	(6)	(7)
ITEM NO.	SMR CODE	NSN	CAGEC	PART NUMBER	DESCRIPTION AND USABLE ON CODE (UOC)	QTY
					GROUP 0414 EXPANSION TANK	
					FIG. 28 EXPANSION TANK	
1	PAOZZ	4410-01-384-6325	25795	3P676	TANK, SURGE, STEAM BOILER SYSTEM.....	1
					END OF FIGURE	

UNIT AND DIRECT SUPPORT MAINTENANCE

CONTAINERIZED BATCH LAUNDRY (CBL)

NSN 3510-01-527-2209

NSN 3510-01-527-2210

FILTRATION LOOP 1 PUMP/P-3

REPAIR PARTS LIST

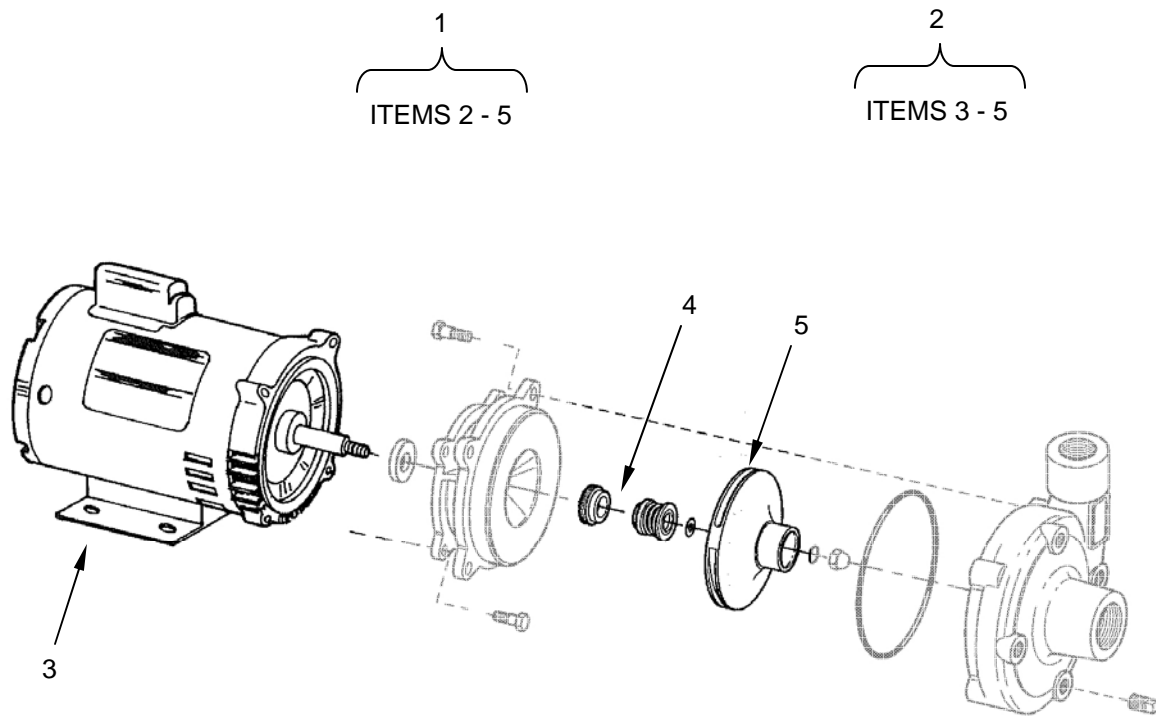


Figure 29. Filtration Loop 1 Pump/P-3

(1)	(2)	(3)	(4)	(5)	(6)	(7)
ITEM NO.	SMR CODE	NSN	CAGEC	PART NUMBER	DESCRIPTION AND USABLE ON CODE (UOC)	QTY
					GROUP 0415 FILTRATION LOOP 1 PUMP/P-3	
					FIG. 29 FILTRATION LOOP 1 PUMP/P-3	
1	PAOZZ	4320-01-532-3865	0U5N7	43261125	PUMP UNIT, CENTRIFUGAL.....	1
2	PAOZZ	4320-01-532-3867	0SAA5	4XZ06	.PUMP, CENTRIFUGAL.....	1
3	PAOZZ	6105-01-532-3866	0SAA5	1626-016-00	..MOTOR, ALTERNATING CURRENT.....	1
4	PAOZZ	5330-01-506-3567	02WA1	1640-161-97	..SEAL, PLAIN.....	1
5	PAOZZ	4320-01-533-9211	0SAA5	4903-011-09	..IMPELLOR, PUMP, CENTRIFUGAL.....	1
					END OF FIGURE	

UNIT AND DIRECT SUPPORT MAINTENANCE

CONTAINERIZED BATCH LAUNDRY (CBL)

NSN 3510-01-527-2209

NSN 3510-01-527-2210

FILTRATION LOOP 2 PUMP/P-4

REPAIR PARTS LIST

1
ITEMS 2 - 11

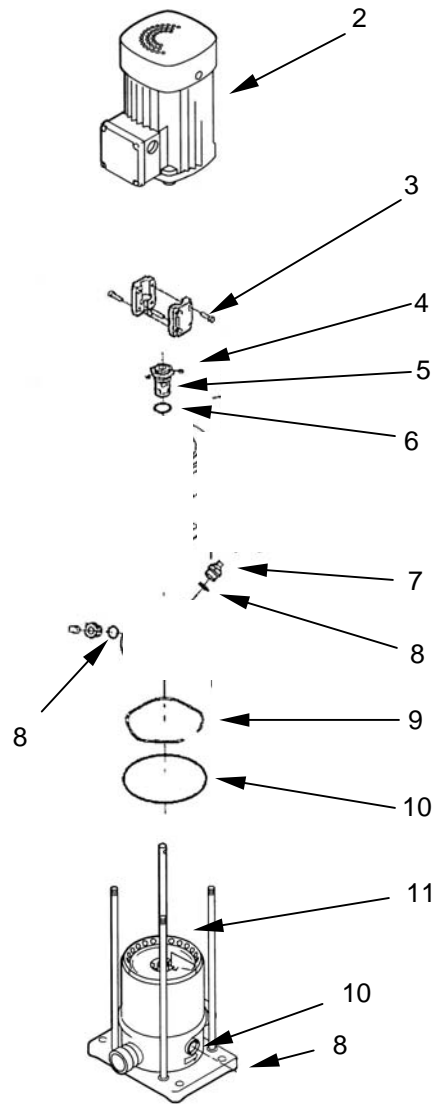


Figure 30. Filtration Loop 2 Pump/P-4

(1)	(2)	(3)	(4)	(5)	(6)	(7)
ITEM NO.	SMR CODE	NSN	CAGEC	PART NUMBER	DESCRIPTION AND USABLE ON CODE (UOC)	QTY
					GROUP 0416 FILTRATION LOOP 2 PUMP/P-4	
					FIG. 30 FILTRATION LOOP 2 PUMP/P-4	
1	PAOOO	4320-01-533-0183	3GJM5	96083436	PUMP, CENTRIFUGAL.....	1
2	PAOZZ	6105-01-534-0444	3GJM5	SP-G84Z04028	.MOTOR, ALTERNATING CURRENT.....	1
3	PAOZZ	5305-01-533-8833	3GJM5	ID7899	.SCREW CAP, SOCKET HEAD.....	4
4	PAOZZ	5365-01-533-9813	3GJM5	96441877	.SEAL DRIVER.....	1
5	PAOZZ	5305-01-533-8187	3GJM5	ID7392	.SETSCREW	2
6	KFOZZ		3GJM5	ID1798	.O-RING PART OF KIT P/N 96455090.....	1
7	PAOZZ	5365-01-533-8838	3GJM5	405150	.PLUG.....	1
8	KFOZZ	5331-01-438-9954	66548	ID1288	.O-RING PART OF KIT P/N 96455090.....	3
9	PAOZZ	5330-01-533-8842	3GJM5	96439662	.SPRING, STACK COMPRESSION.....	1
10	KFOZZ		3GJM5	96438743	.O-RING PART OF KIT P/N 96455090.....	2
11	PAOZZ	4320-01-533-8827	3GJM5	96453539	.IMPELLOR, PUMP, CENTRIFUGAL.....	1
	PAOZZ	5330-01-533-8736	3GJM5	96455090	.KIT,O-RING.....	V
					O-RING (1) 30-6	
					O-RING (3) 30-8	
					O-RING (2) 30-10	
END OF FIGURE						

UNIT AND DIRECT SUPPORT MAINTENANCE

CONTAINERIZED BATCH LAUNDRY (CBL)

NSN 3510-01-527-2209

NSN 3510-01-527-2210

FILTERS F-1A and F-1B

REPAIR PARTS LIST

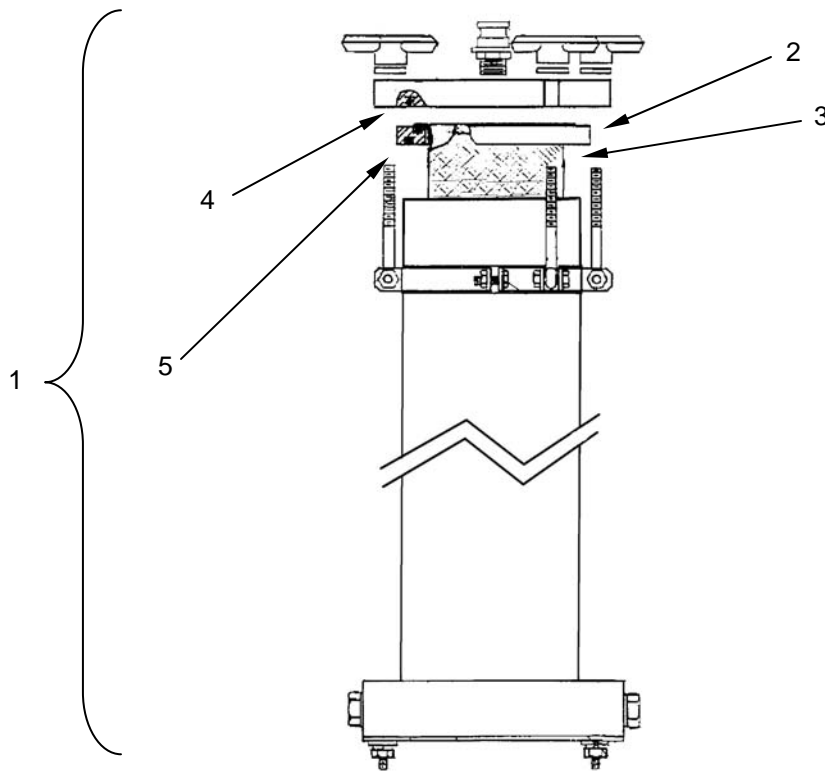


Figure 31. Filters F-1A and F-1B

(1)	(2)	(3)	(4)	(5)	(6)	(7)
ITEM NO.	SMR CODE	NSN	CAGEC	PART NUMBER	DESCRIPTION AND USABLE ON CODE (UOC)	QTY
					GROUP 0417 FILTERS F-1A and F-1B	
					FIG. 31 FILTERS F-1A and F-1B	
1	PAOZZ	4610-01-532-3871	OMLR3	CL640BFS-1	FILTER UNIT, WATER PURIFICATION, UNMOUNTED.....	2
2	PAOZZ	4610-01-532-3869	OMLR3	88-0833	COMPRESSION PLATE.....	2
3	PAOZZ	4610-01-532-3870	OMLR3	FBPP05X5	FILTER ELEMENT, WATER PURIFICATION.....	2
4	PAOZZ	5331-01-533-9368	OMLR3	22-0340	O-RING.....	2
5	PAOZZ	5331-01-533-8670	OMLR3	22-0365	O-RING.....	1
					END OF FIGURE	

UNIT AND DIRECT SUPPORT MAINTENANCE

CONTAINERIZED BATCH LAUNDRY (CBL)

NSN 3510-01-527-2209
NSN 3510-01-527-2210

FILTERS F-2 AND F-3

REPAIR PARTS LIST

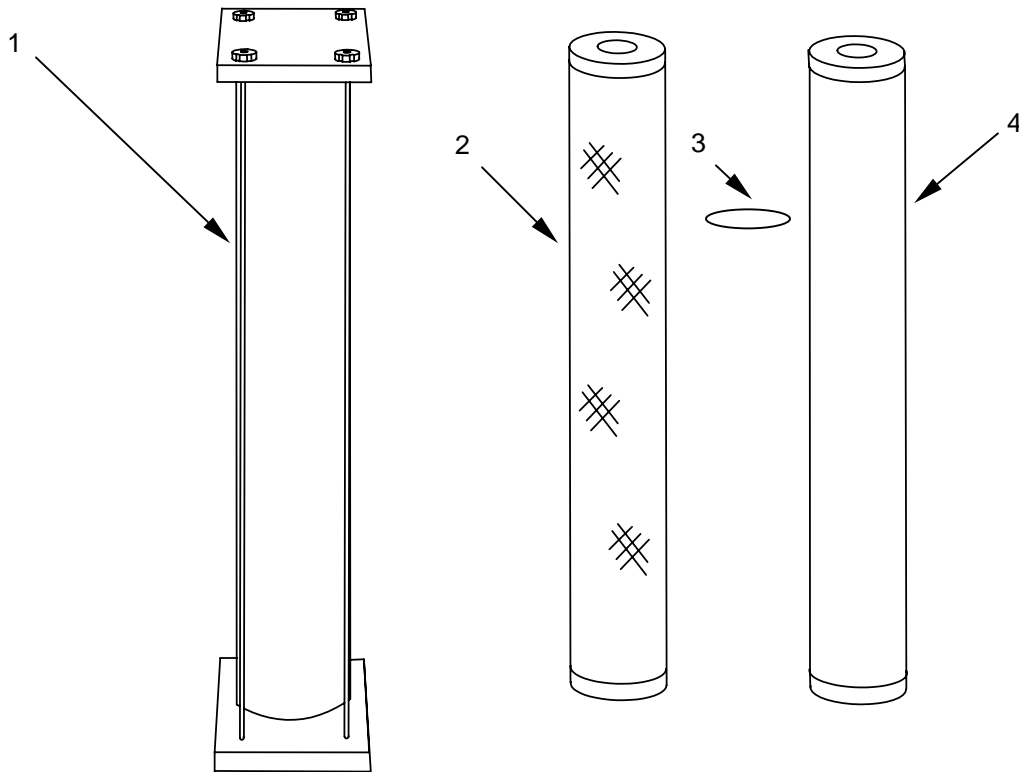


Figure 32. Filters F-2 and F-3

(1)	(2)	(3)	(4)	(5)	(6)	(7)
ITEM NO.	SMR CODE	NSN	CAGEC	PART NUMBER	DESCRIPTION AND USABLE ON CODE (UOC)	QTY
					GROUP 0418 FILTERS F-2 AND F-3	
					FIG. 32 FILTERS F-2 AND F-3	
1	PAOZZ	4610-01-532-3874	OMLR3	CL30 3 / 4	FILTER UNIT, WATER PURIFICATION, UNMOUNTED.....	2
2	PAOZZ	4610-01-532-9100	OMLR3	10U30U	FILTER ELEMENT, WATER PURIFICATION.....	2
3	PAOZZ	5331-01-533-8670	OMLR3	22-0365	O-RING.....	1
4	PAOZZ	2940-00-532-3875	OMLR3	C30P	FILTER ELEMENT, FLUID.....	1
END OF FIGURE						

UNIT AND DIRECT SUPPORT MAINTENANCE

CONTAINERIZED BATCH LAUNDRY (CBL)

NSN 3510-01-527-2209
NSN 3510-01-527-2210

NANOFILTERS

REPAIR PARTS LIST

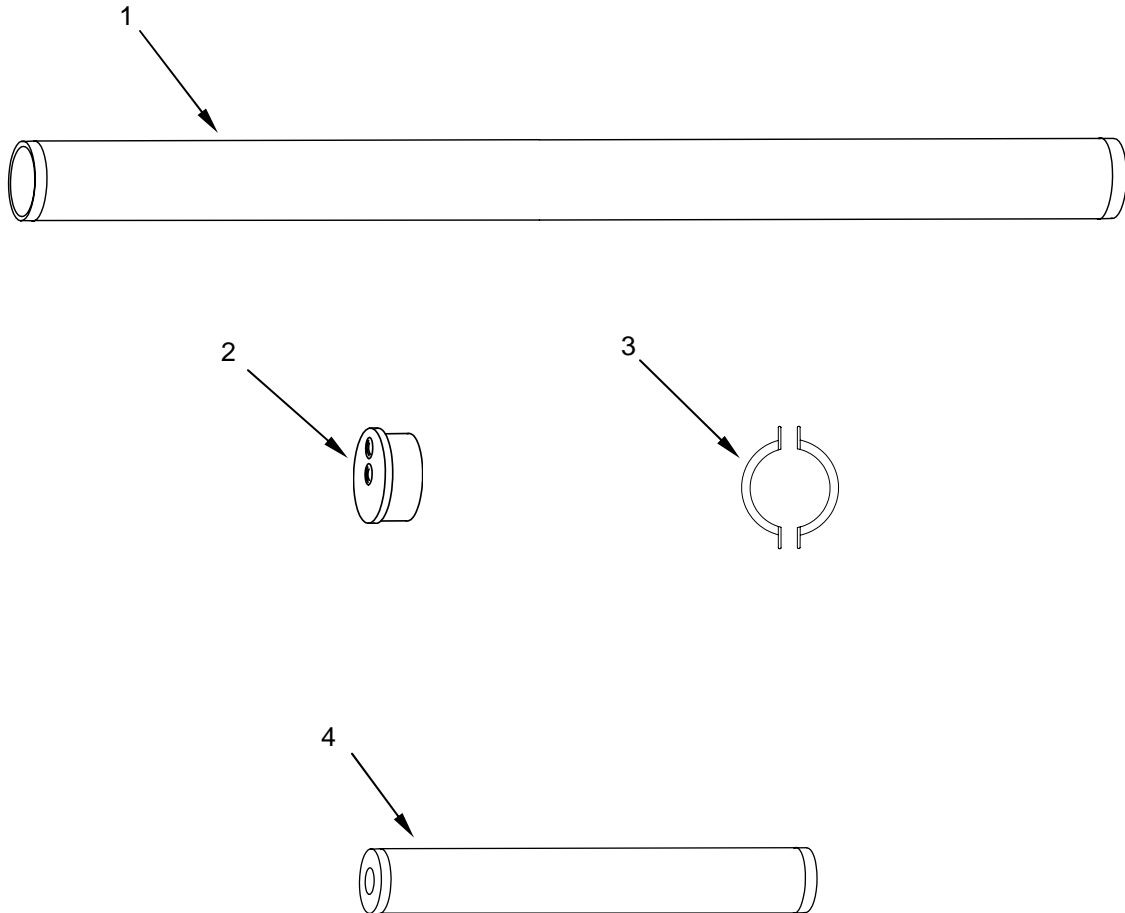


Figure 33. Nanofilters

(1)	(2)	(3)	(4)	(5)	(6)	(7)
ITEM NO.	SMR CODE	NSN	CAGEC	PART NUMBER	DESCRIPTION AND USABLE ON CODE (UOC)	QTY
					GROUP 0419 NANOFILTERS	
					FIG. 33 NANOFILTERS	
1	PAOZZ	4610-01-532-3876	39706	1200184	FILTER UNIT, WATER PURIFICATION, UNMOUNTED.....	3
2	PAOOO	5340-01-533-9793	39706	1160110	CAP, PROTECTIVE, DUST AND MOISTURE SEAL.....	6
3	PAOZZ	4730-01-533-8728	39706	1160701	SEAL BONNET, TUBE.....	6
4	PAOZZ	4610-01-532-3878	OU5N7	43265058	FILTER ELEMENT, WATER PURIFICATION.....	6
					END OF FIGURE	

UNIT AND DIRECT SUPPORT MAINTENANCE

CONTAINERIZED BATCH LAUNDRY (CBL)

NSN 3510-01-527-2209

NSN 3510-01-527-2210

WATER REUSE HOLDING TANKS

REPAIR PARTS LIST

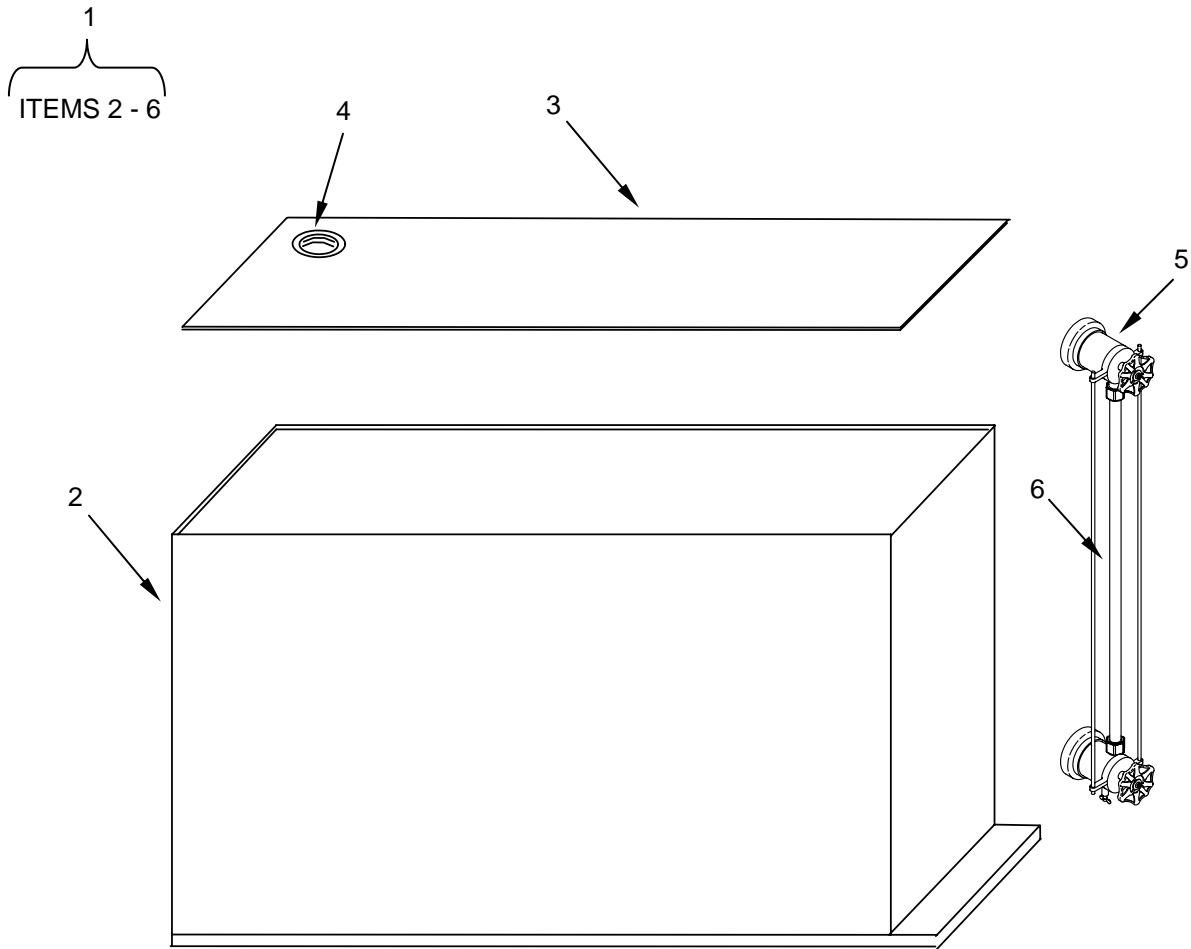


Figure 34. Water Reuse Holding Tanks
(Sheet 1 of 3)

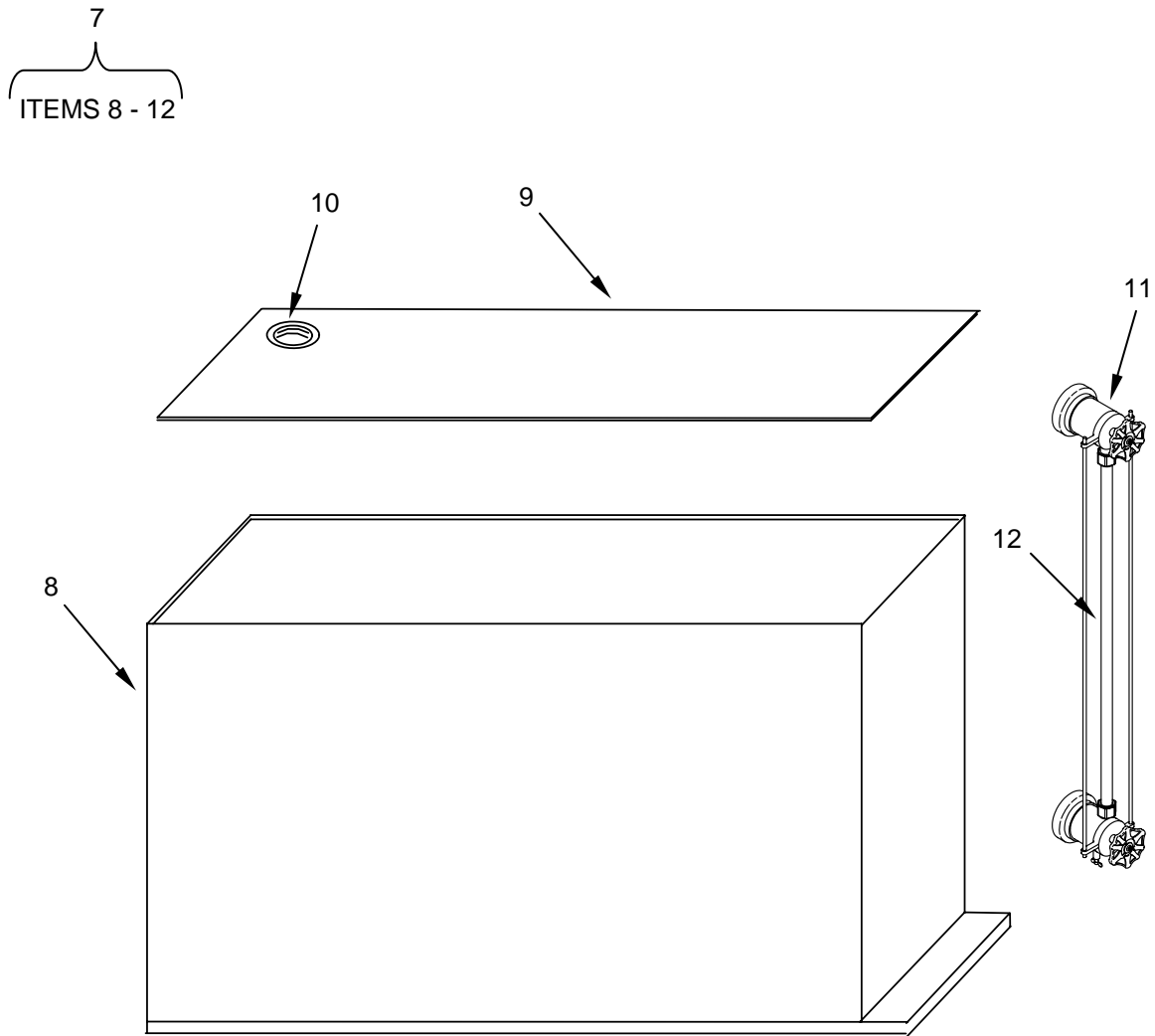


Figure 34. Water Reuse Holding Tanks
(Sheet 2 of 3)

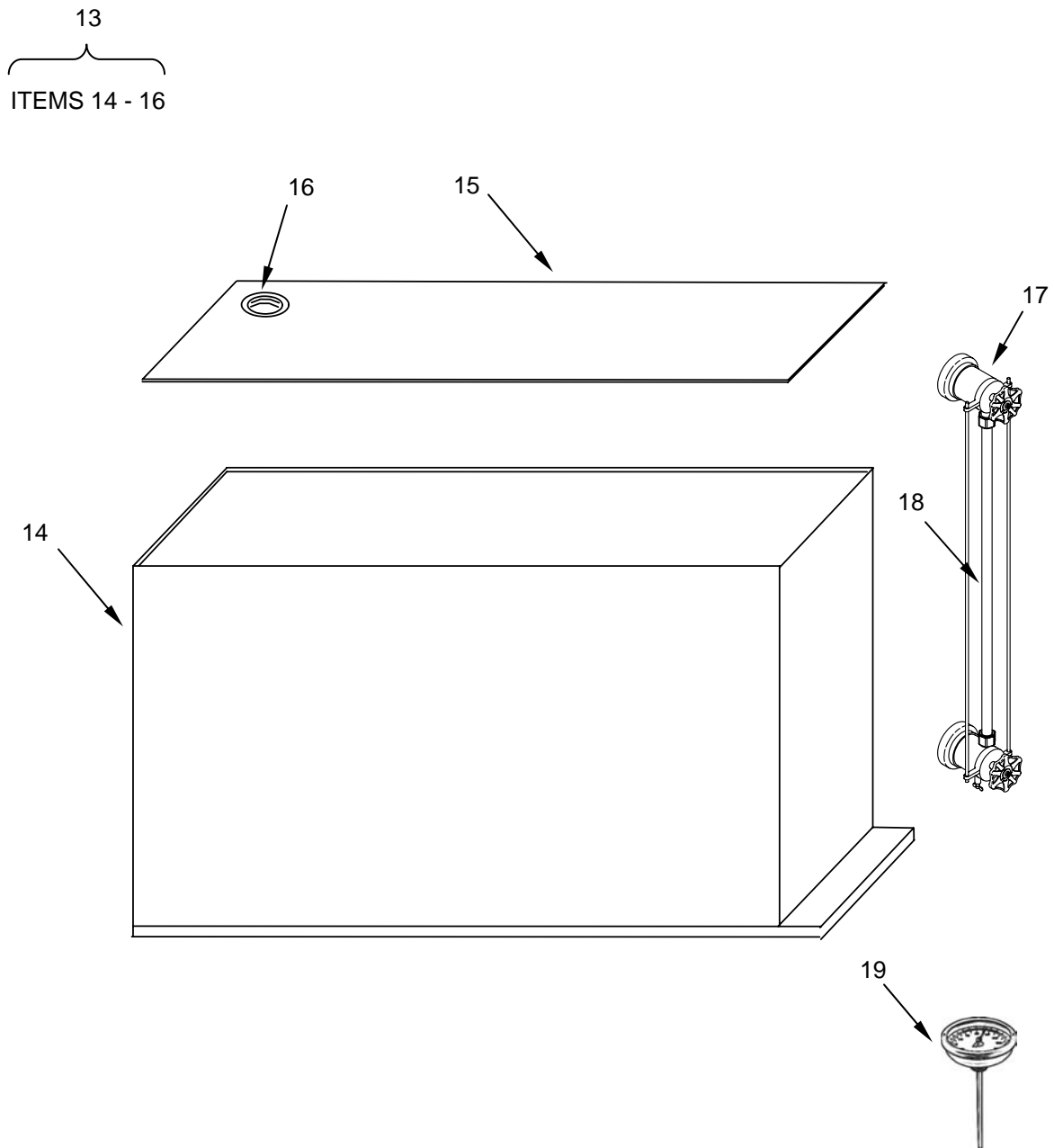


Figure 34. Water Reuse Holding Tanks
(Sheet 3 of 3)

(1)	(2)	(3)	(4)	(5)	(6)	(7)
ITEM NO.	SMR CODE	NSN	CAGEC	PART NUMBER	DESCRIPTION AND USABLE ON CODE (UOC)	QTY
					GROUP 0420 WATER REUSE HOLDING TANKS	
					FIG. 34 WATER REUSE HOLDING TANKS	
1	PAOOO	3510-01-534-0324	0U5N7	43261135	TANK ASSEMBLY WTS HOLD.....	1
2	PAOZZ	3510-01-534-0337	27901	43265035	.TANK, WTS HOLD.....	1
3	PAOZZ	3510-01-534-0317	0U5N7	43261111	.LID ASSEMBLY, WTS HOLDING/NANO FEED TANK.....	1
4	PAOZZ	5670-01-534-1288	39428	2016K23	.VENTILATOR, AIR CIRCULATING.....	1
5	PAOOO	4820-00-483-0712	20969	NO. 1	.VALVE, WATER GAUGE.....	1
6	MOOZZ		39428	49035K82	..PIPE, PLASTIC.....	1
7	PAOOO	3510-01-534-0321	0U5N7	43261136	TANK ASSEMBLY, NANO FEED.....	1
8	PAOZZ	3510-01-534-0334	27901	43265036	.TANK, NANO FEED.....	1
9	PAOZZ	3510-01-534-0317	0U5N7	43261111	.LID ASSEMBLY, WTS HOLDING/NANO FEED TANK.....	1
10	PAOZZ	5670-01-534-1288	39428	2016K23	.VENTILATOR, AIR CIRCULATING.....	1
11	PAOOO	4820-00-483-0712	20969	NO. 1	.VALVE, WATER GAUGE.....	1
12	MOOZZ		39428	49035K82	..PIPE, PLASTIC.....	1
13	PAOOO	3510-01-534-0322	0U5N7	432611344	TANK ASSEMBLY, REUSE.....	1
14	PAOZZ	3510-01-534-0333	0U5N7	43265034	.TANK, REUSE.....	1
15	PAOZZ	3510-01-534-0332	0U5N7	43261110	.LID ASSEMBLY.....	1
16	PAOZZ	5670-01-534-1288	39428	2016K23	.VENTILATOR, AIR RECIRCULATING.....	1
17	PAOOO	4820-00-483-0712	20969	NO. 1	.VALVE, WATER GAUGE.....	1
18	MOOZZ		39428	49035K82	..PIPE, PLASTIC.....	1
19	PAOZZ	6685-01-501-2727	39428	3946K14	..THERMOMETER, SELF INDICATING, BIMETALLIC.....	1
					END OF FIGURE	

UNIT AND DIRECT SUPPORT MAINTENANCE

CONTAINERIZED BATCH LAUNDRY (CBL)

NSN 3510-01-527-2209

NSN 3510-01-527-2210

LAUNDRY WASHER/EXTRACTOR

REPAIR PARTS LIST

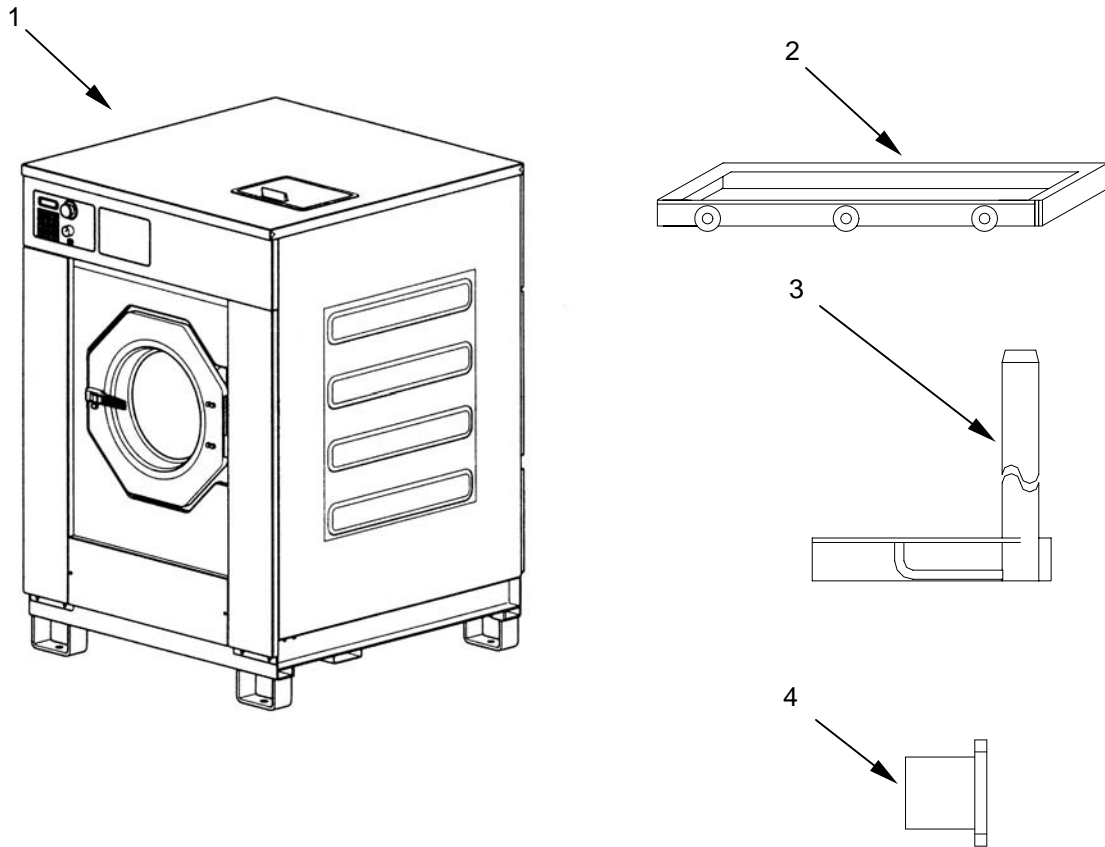


Figure 35. Laundry Washer/Extractor
(Sheet 1 of 10)

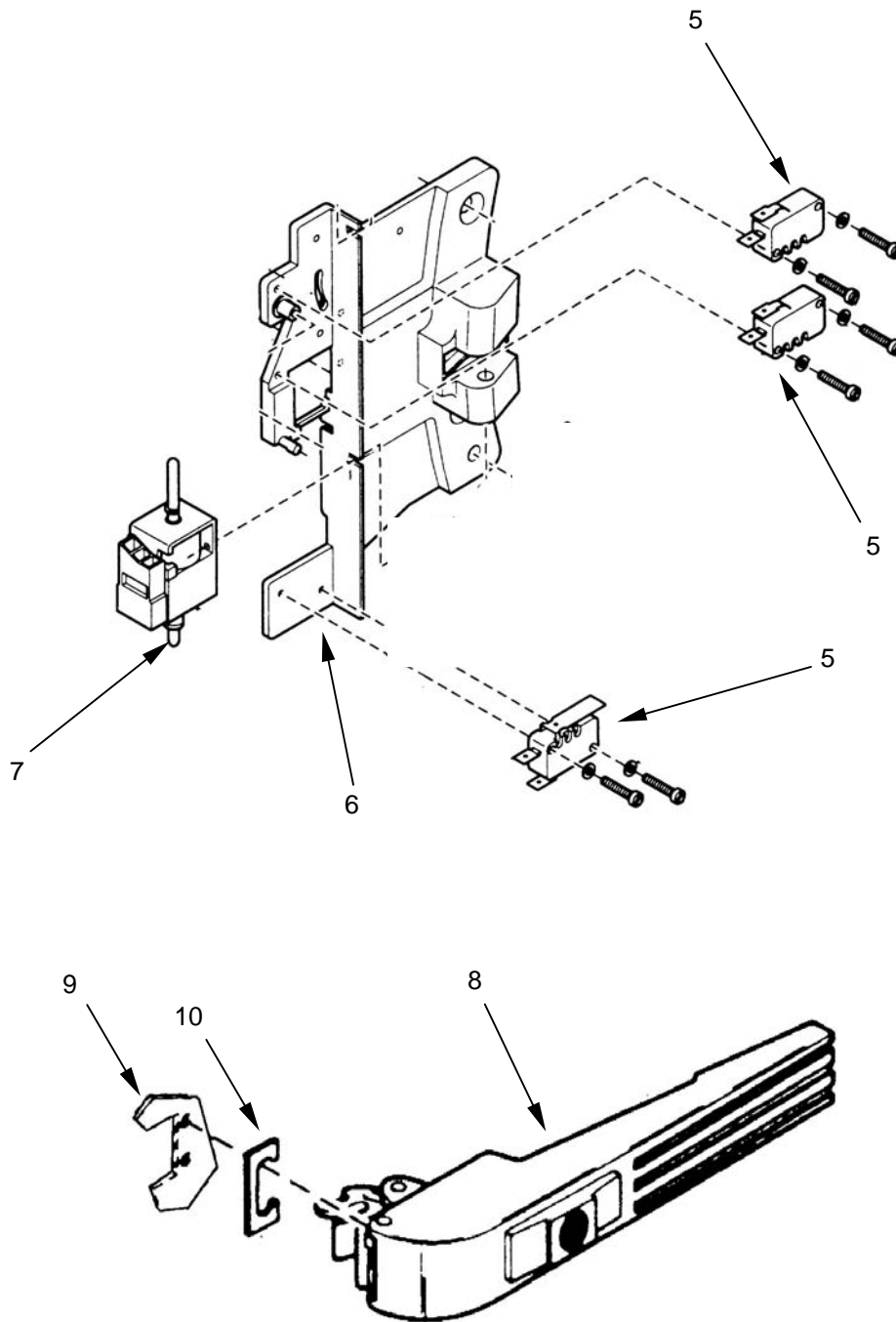


Figure 35. Laundry Washer/Extractor
(Sheet 2 of 10)

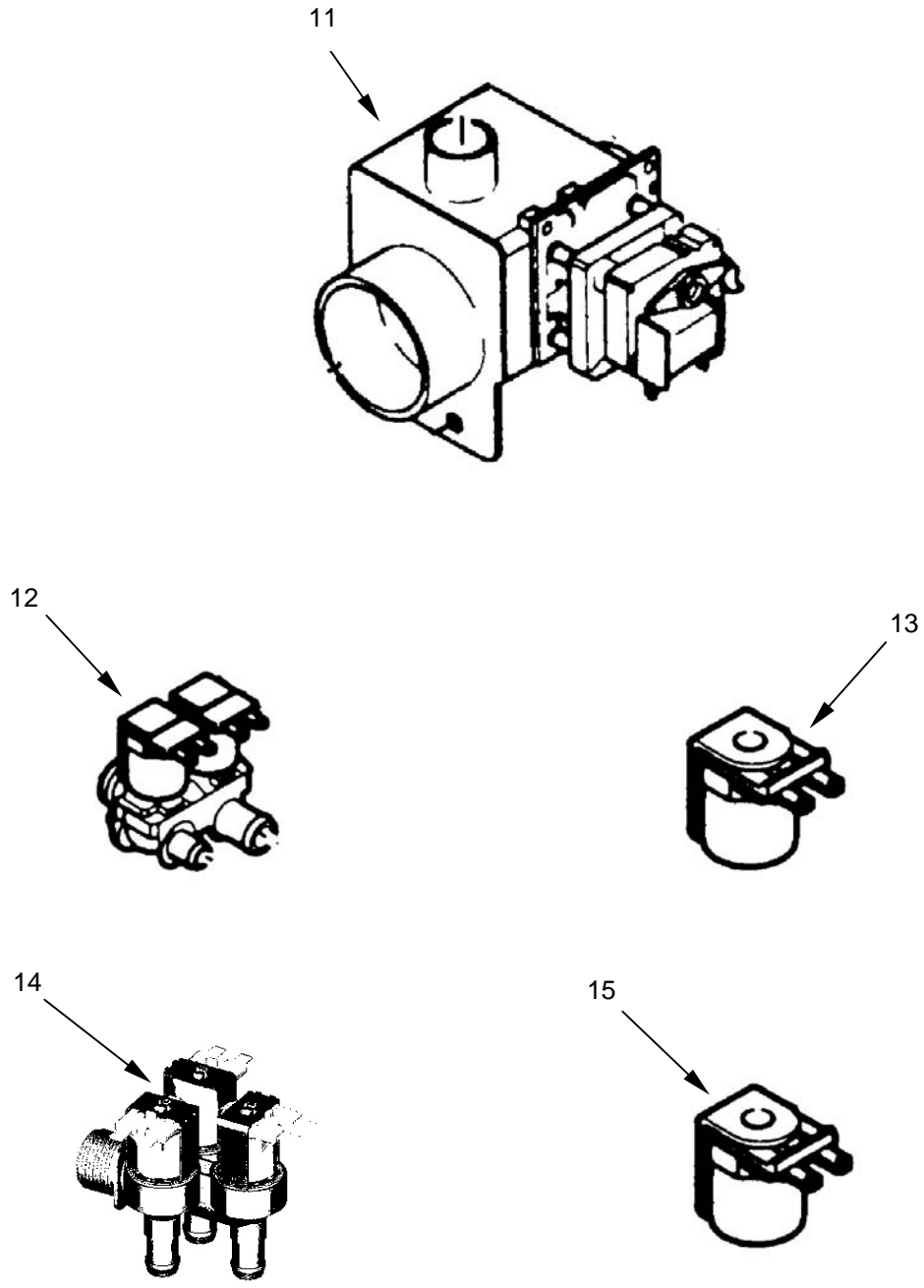


Figure 35. Laundry Washer/Extractor
(Sheet 3 of 10)

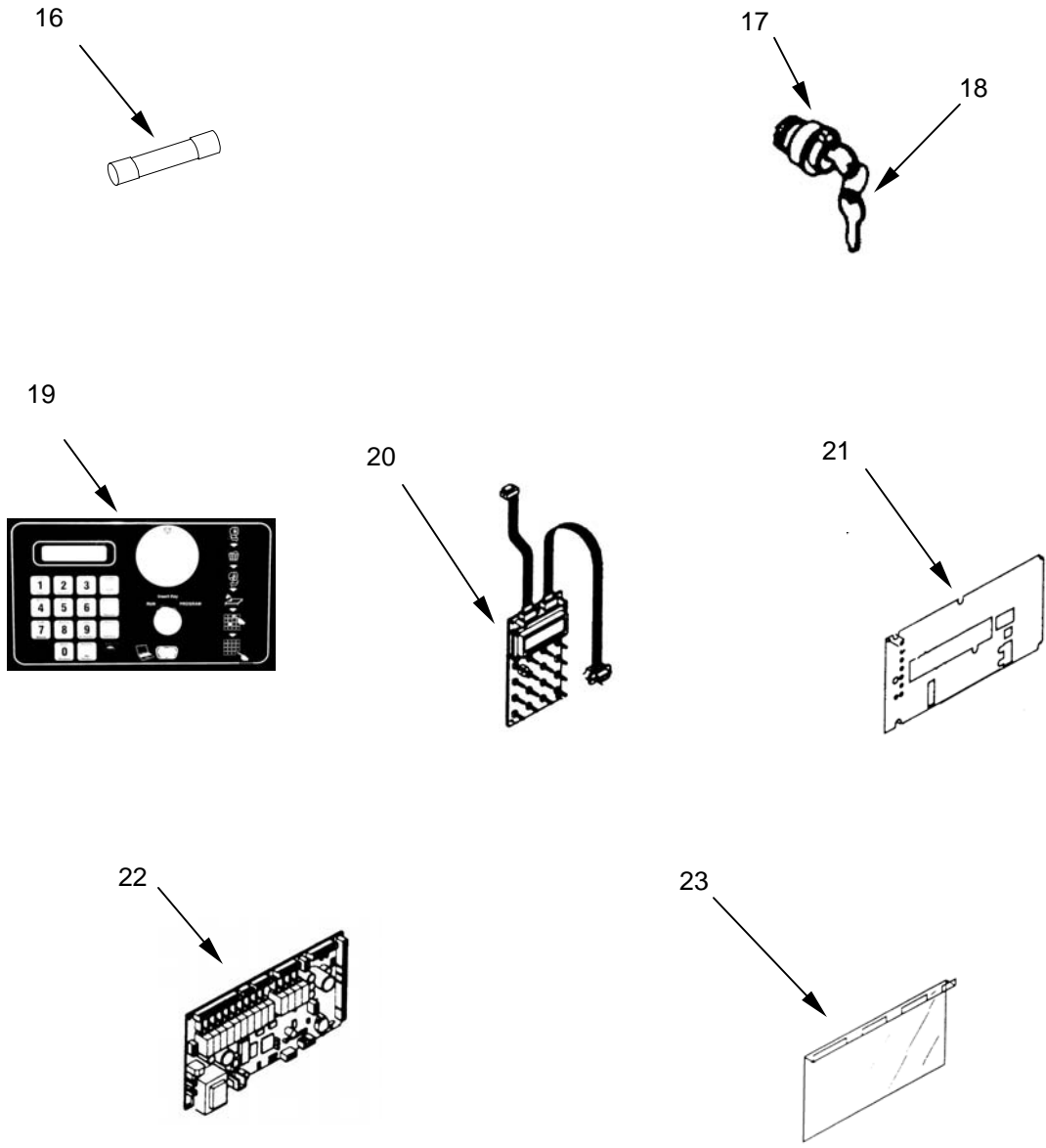


Figure 35. Laundry Washer/Extractor
(Sheet 4 of 10)

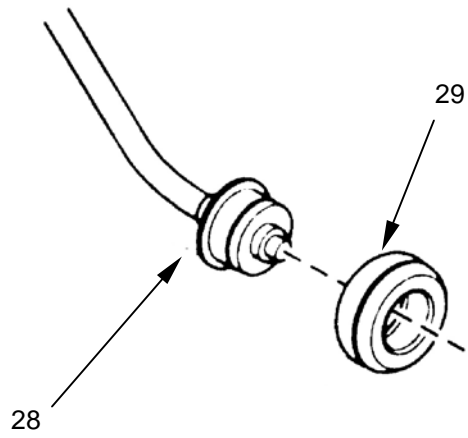
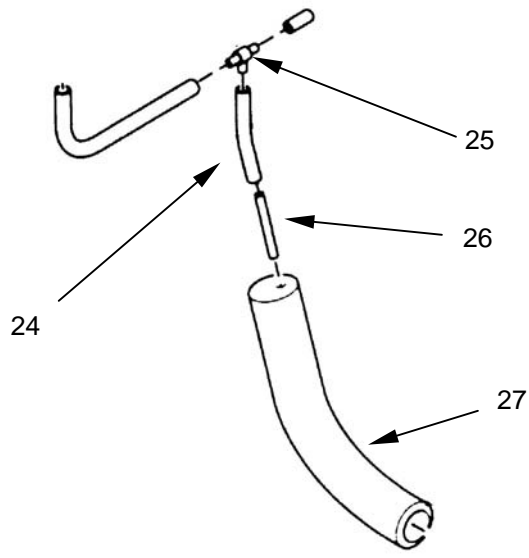


Figure 35. Laundry Washer/Extractor
(Sheet 5 of 10)

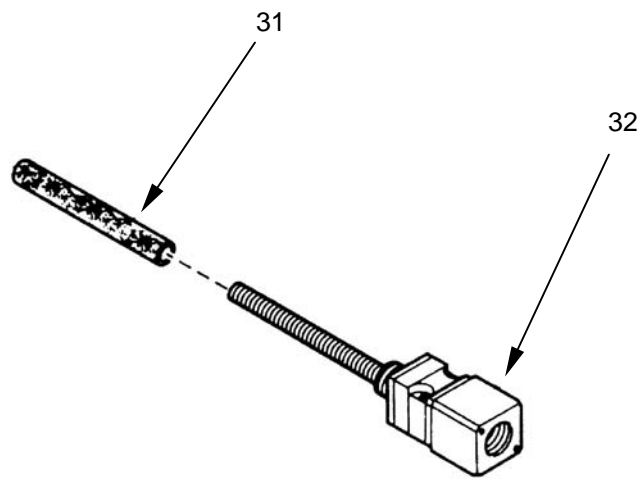
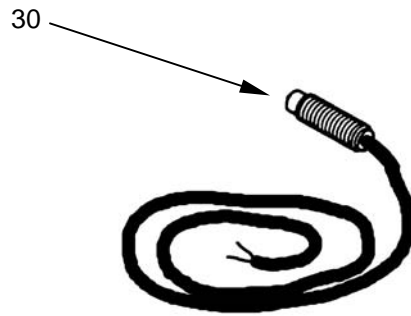


Figure 35. Laundry Washer/Extractor
(Sheet 6 of 10)

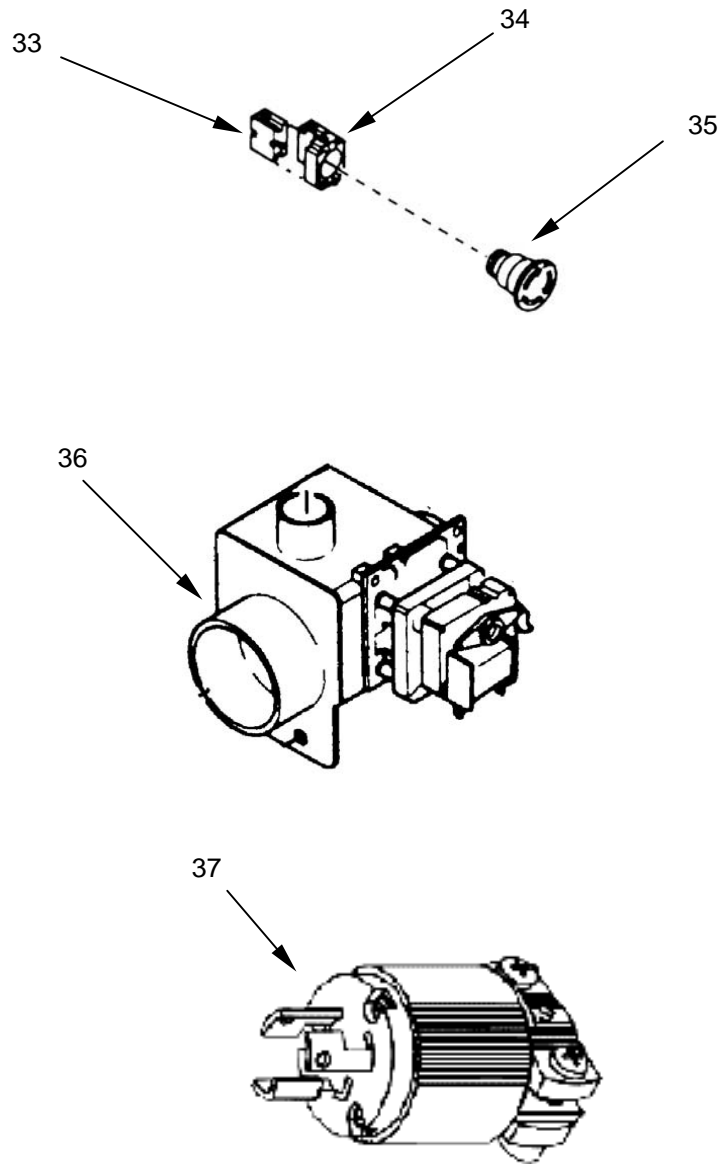


Figure 35. Laundry Washer/Extractor
(Sheet 7 of 10)

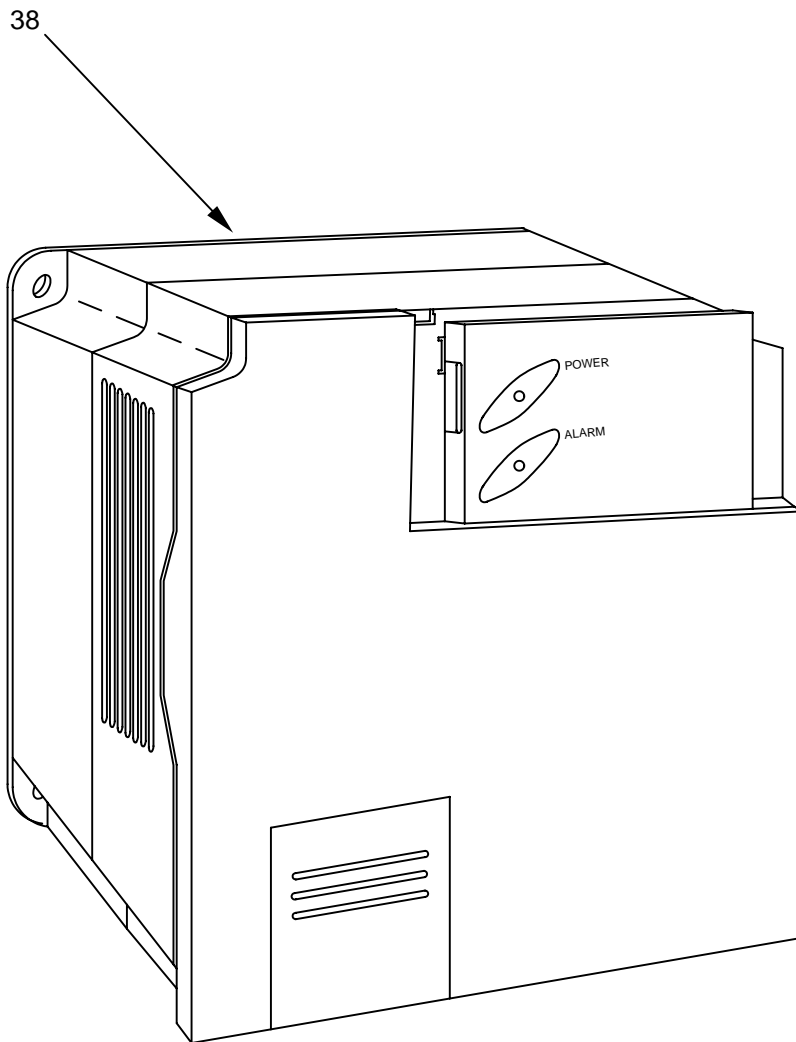


Figure 35. Laundry Washer/Extractor
(Sheet 8 of 10)

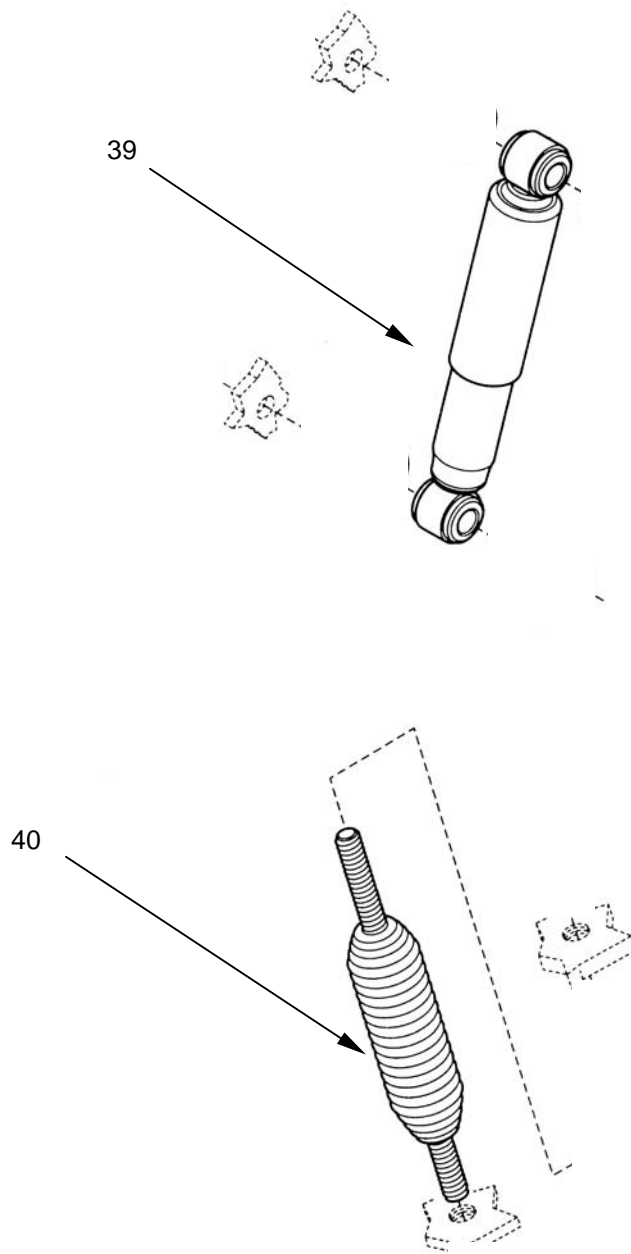


Figure 35. Laundry Washer/Extractor
(Sheet 9 of 10)

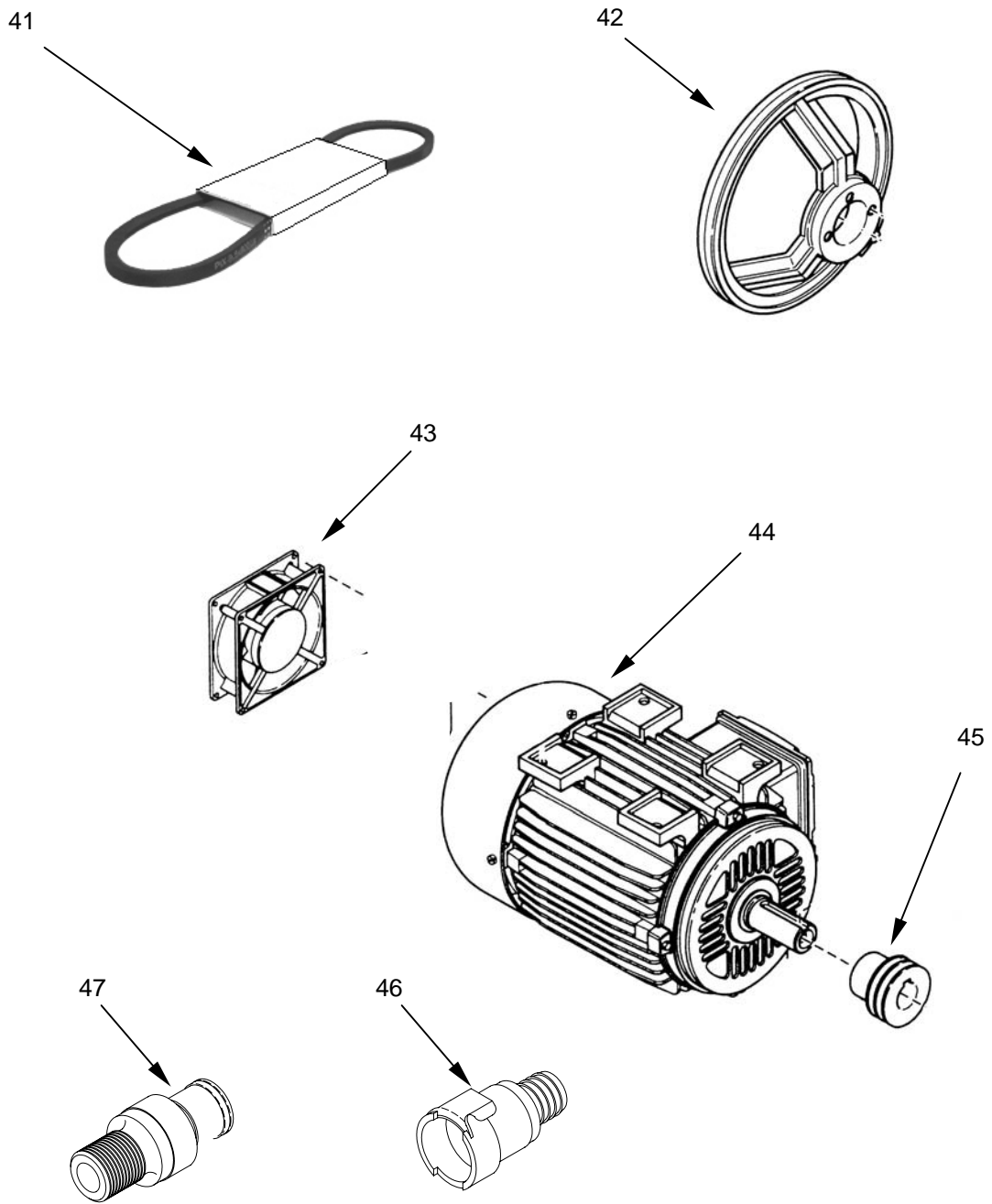


Figure 35. Laundry Washer/Extractor
(Sheet 10 of 10)

(1)	(2)	(3)	(4)	(5)	(6)	(7)
ITEM NO.	SMR CODE	NSN	CAGEC	PART NUMBER	DESCRIPTION AND USABLE ON CODE (UOC)	QTY
GROUP 05 LAUNDRY WASHER/EXTRACTOR						
FIG. 35 LAUNDRY WASHER/EXTRACTOR						
1	PFFOO	3510-01-532-3877	0U5N7	43261071-1	WASHER MACHINE, LAUNDRY, COMMERCIAL.....	2
2	XDFFF		0U5N7	43261018	.SKID, PLATFORM.....	2
3	PBOZZ	5315-01-533-8732	0U5N7	43261070-1	.SHIPPING PIN WELDMENT.....	1
	PBOZZ	5315-01-534-1046	0U5N7	43261070-2	.SHIPPING PIN WELDMENT.....	1
4	XDOZZ		0U5N7	43261069	.SHIPPING, STABILIZER SNUBBER WELDMENT.....	2
5	PAOZZ	5930-01-533-9601	59618	9001371	.SWITCH, SENSITIVE.....	3
6	PBOZZ	5340-01-533-8689	59618	9001885	.STRIKE, CATCH.....	1
7	PBOZZ	5945-01-533-9598	59618	9001373	.SOLENOID, ELECTRICAL.....	1
8	PAOZZ	5340-01-533-8708	59618	9001478	.LEVER, MANUAL CONTROL.....	1
9	PAOZZ	5945-01-533-8671	59618	9001467	.CLIP, RETAINING.....	1
10	PAOZZ	5365-01-533-9249	59618	9001477	.SPACER, RING.....	1
11	PAOZZ	4820-01-533-8667	59618	F380632	.VALVE, FLOW CONTROL.....	1
12	PBOZZ	4810-01-533-8257	59618	9001377	.VALVE, FLOW CONTROL, DOUBLE.....	2
13	PAOZZ	5945-01-533-9597	59618	9001753	.SOLENOID, ELECTRICAL.....	1
14	PAOZZ	4820-01-533-8213	59618	F0381737-00	.VALVE, FLOW CONTROL.....	1
15	PAOZZ	5945-01-533-9597	59618	9001753	.SOLENOID, ELECTRICAL.....	1
16	PAOZZ	5920-01-533-9103	59618	9001379	.FUSE, CARTRIDGE.....	1
17	PAOZZ	5340-01-533-8210	59618	9001756	.KEY, BLANK.....	1
18	PAOZZ	5930-01-533-9602	59618	9001378	.KEY, SWITCH.....	1
19	PAOZZ	5340-01-533-8227	59618	9001561	.COVER, ACCESS.....	1
20	PAOZZ	7025-01-533-8763	59618	9001415	.TERMINAL, DATA PROCESSING.....	1
21	PAOZZ	5970-01-533-9596	59618	9001595	.INSULATION SHEET, ELECTRICAL.....	1
22	PAOZZ	5998-01-532-3879	59618	9001414	.CIRCUIT CARD ASSEMBLY.....	1
23	PAOZZ	5340-01-533-9248	59618	9001596	.COVER, ACCESS.....	1
24	XDOZZ		59618	9001542	.HOSE, NONMETALLIC.....	1
25	XDOZZ		59618	9001529	.TEE, HOSE.....	1
26	XDOZZ		59618	9001496	.HOSE, NONMETALLIC.....	1
27	XDOZZ		59618	9001544	.HOSE, NONMETALLIC.....	1
28	PBOZZ	5930-01-533-8907	59618	9001669	.SWITCH,THERMOSTATIC.....	1
29	PBOZZ	5325-01-534-0448	59618	9001564	.GROMMET, NONMETALLIC.....	1
30	PBOZZ	6680-01-534-0827	59618	9001381	.TRANSDUCER, VELOCITY, ANGULAR.....	1
31	PBOZZ	5365-01-534-0411	59618	9001541	.SPACER, SLEEVE.....	1
32	PBOZZ	5930-01-533-9816	59618	9001369	.SWITCH, PRESSURE.....	1
33	PBOZZ	5999-01-533-9599	59618	9001357	.CONTACT, ELECTRICAL.....	1
34	PBOZZ	5930-01-533-8691	59618	9001368	.RETAINER, ELECTRICAL SWITCH.....	1
35	PAOZZ	5355-01-533-8672	59618	9001367	.KNOB.....	1
36	PBOZZ	4810-01-533-9726	59618	F800619	.VALVE, FLOW CONTROL.....	2
37	PAOZZ	5935-01-533-8682	5P885	HBL4570C	.CONNECTOR, PLUG, ELECTRICAL.....	2
38	PAOZZ	6130-01-533-8237	59618	9001581	.INVERTER, POWER, STATIC.....	1
39	PBOZZ	3510-01-534-0812	59618	9001617	.SHOCK ABSORBER.....	3
40	XDOZZ		59618	9001556	.SUSPENSION SPRING.....	4
41	PAOZZ	3030-01-533-9370	59618	9001569	.BELT, V.....	1
42	XDOZZ		59618	9001568	.PULLEY, GROOVE.....	1
43	XDOZZ		59618	9001375	.IMPELLER, FAN CENTRIFUGAL.....	1
44	PBOZZ	6105-01-533-8230	59618	9001589	.MOTOR, ALTERNATING CURRENT.....	1
45	XDOZZ		59618	9001570	.PULLEY, GROOVE.....	1
46	PBOZZ	4730-01-533-9208	8S760	5FLD60612412	.COUPLING HALF, QUICK DISCONNECT.....	1
47	PBOZZ	4730-01-534-0543	8S760	5FLD60611712	.COUPLING HALF, QUICK DISCONNECT.....	1

END OF FIGURE

UNIT AND DIRECT SUPPORT MAINTENANCE

CONTAINERIZED BATCH LAUNDRY (CBL)

NSN 3510-01-527-2209

NSN 3510-01-527-2210

AUTOMATIC SOAP DISPENSER

REPAIR PARTS LIST

1
ITEMS 2 - 28

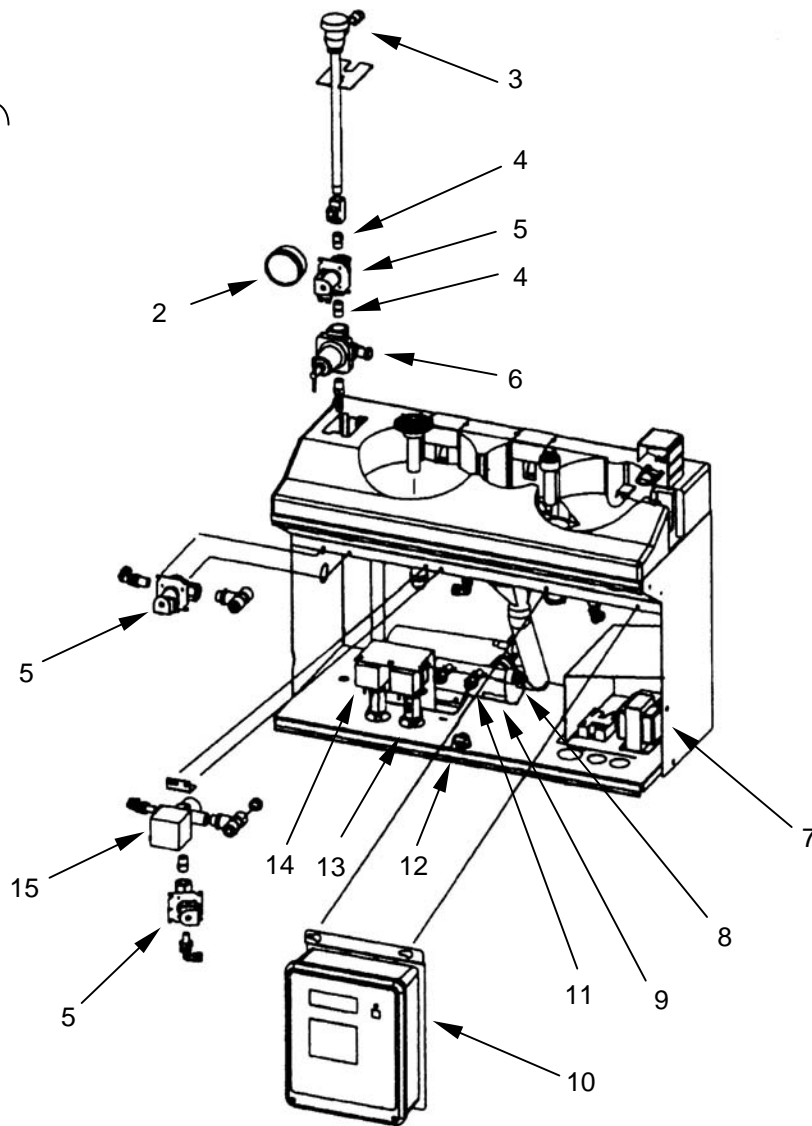


Figure 36. Automatic Soap Dispenser
(Sheet 1 of 3)

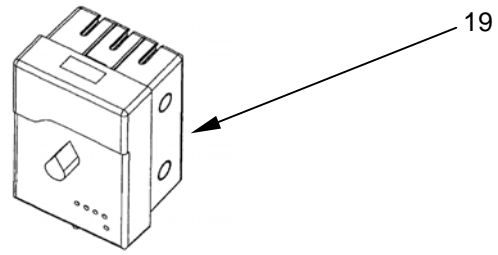

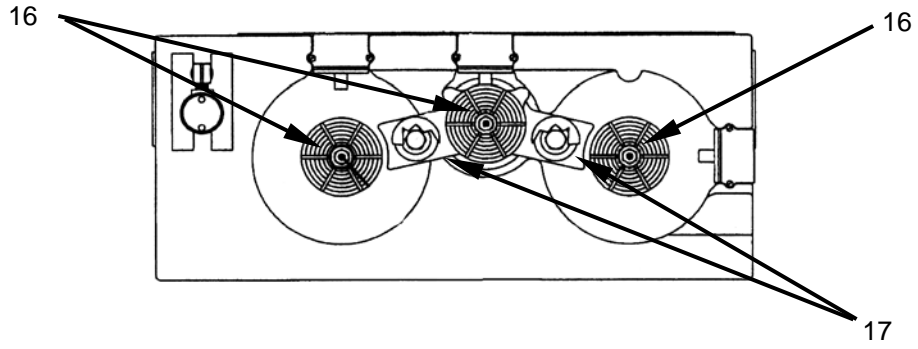


Figure 36. Automatic Soap Dispenser
(Sheet 2 of 3)

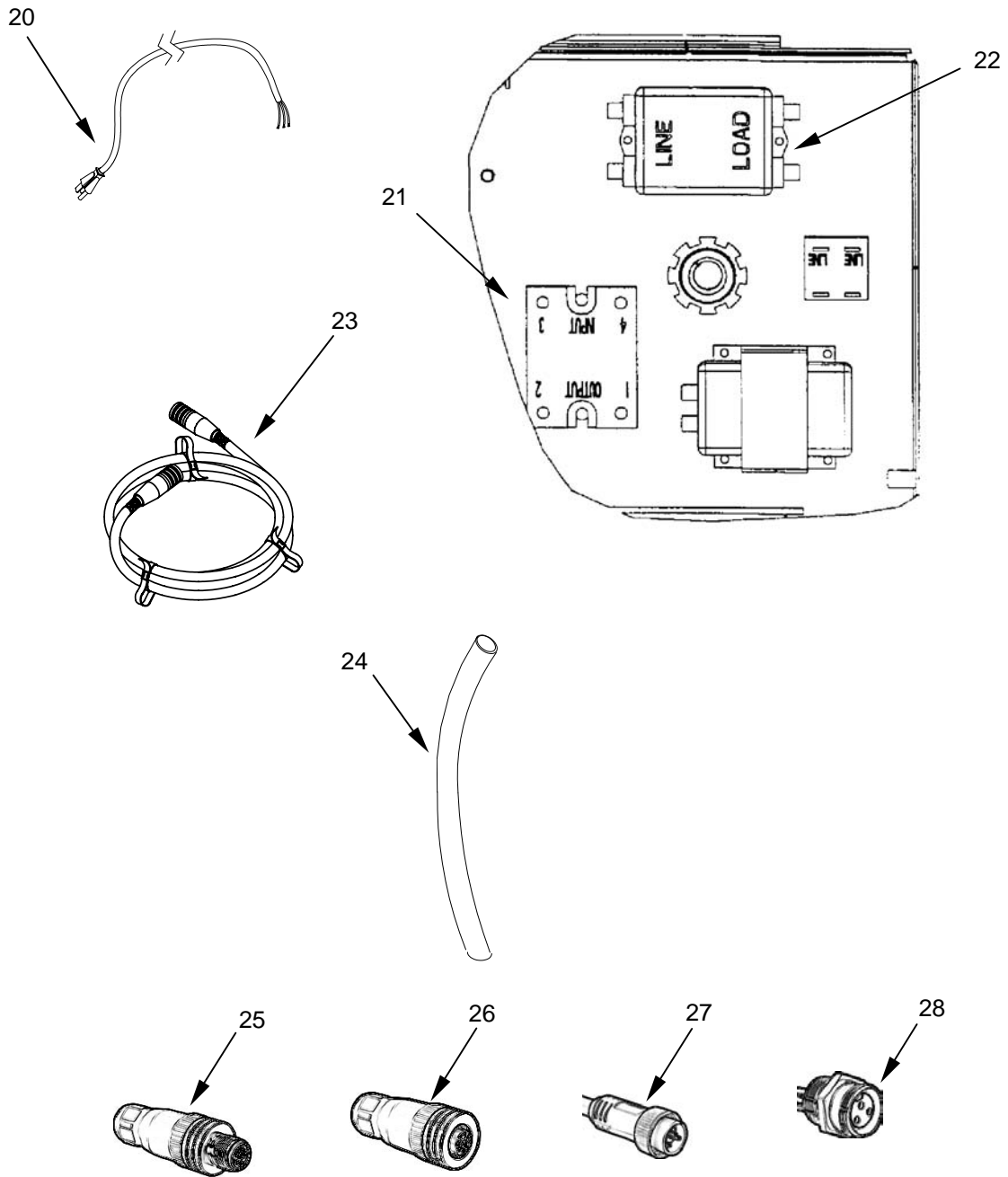


Figure 36. Automatic Soap Dispenser
(Sheet 3 of 3)

(1)	(2)	(3)	(4)	(5)	(6)	(7)
ITEM NO.	SMR CODE	NSN	CAGEC	PART NUMBER	DESCRIPTION AND USABLE ON CODE (UOC)	QTY
GROUP 06 AUTOMATIC SOAP DISPENSER						
FIG. 36 AUTOMATIC SOAP DISPENSER						
1	PAOOO	3510-01-534-0882	85884	92591021	SOAP DISPENSER, AUTOMATIC, LAUNDRY.....	1
2	PAOZZ	6685-01-533-8176	85884	8539-0079	.GAUGE, PRESSURE, DIAL INDICATING.....	1
3	PAOZZ	4820-01-241-4871	85884	8524-2501	.VALVE, VACUUM BREAKING.....	1
4	PAOZZ	4730-01-533-8684	85884	8514-0408	.NIPPLE, PIPE.....	2
5	PAOZZ	4810-01-533-8051	85884	8526-0545	.VALVE, SOLENOID.....	2
6	PAOZZ	4820-01-533-8381	85884	8522-1018	.VALVE, REGULATING, FLUID PRESSURE.....	1
7	PAOZZ	5950-01-533-9977	85884	8390-7469	.TRANSFORMER, POWER.....	1
8	PAOZZ	5905-01-533-8720	85884	8349-1076	.RESISTOR, THERMAL.....	1
9	PAOZZ	4320-01-533-8832	85884	8460-8284	.PUMP, CENTRIFUGAL.....	1
10	PAOZZ	5895-01-533-9976	85884	9259-2035	.COMPUTER, SUBASSEMBLY.....	1
11	PAOZZ	5977-01-533-8669	85884	9258-1099	ELECTRODE.....	2
12	PAOZZ	5340-01-534-0926	85884	8702-0616	KEY, LOCK.....	1
13	PAOZZ	4820-01-533-8249	85884	8524-4184	VALVE, CHECK.....	2
14	PAOZZ	4810-01-533-7659	85884	8526-4232	VALVE, SOLENOID.....	2
15	PAOZZ	4810-01-533-7653	85884	8526-1758	VALVE, SOLENOID.....	1
16	PAOZZ	4730-01-533-8041	85884	8531-2502	NOZZLE, SPRAY, FLUID EMULSION.....	3
17	PAOZZ	4730-01-533-9698	85884	8531-2718	NOZZLE, SPRAY, FLUID EMULSION.....	2
18	PAOZZ	5930-01-533-9983	85884	8390-7451	SWITCH, SOLID STATE.....	1
19	PAOZZ	5895-01-533-9978	85884	9259-2036	.COMPUTER SUBASSEMBLY.....	2
20	XDOZZ		85884	9252-4255	.CABLE ASSEMBLY, SPECIAL PURPOSE, ELECTRICAL.....	1
21	PAOZZ	5945-01-533-9981	85884	8300-1131	.RELAY, ELECTROMAGNETIC.....	1
22	PAOZZ	5915-01-533-9982	85884	8349-3023	.FILTER, RADIO FREQUENCY INTERFERENCE...	1
23	PAOZZ	6150-01-533-8245	85884	9259-3441	.CABLE ASSEMBLY, SPECIAL PURPOSE, ELECTRICAL.....	1
24	PAOZZ	4720-01-533-9184	85884	9258-4333	.TUBING, NONMETALLIC.....	1
25	PAOZZ	5935-01-533-9964	34928	7209K44	.CONNECTOR, PLUG, ELECTRICAL.....	1
26	PAOZZ	5935-01-533-9908	34928	7209K46	.CONNECTOR, RECEPTACLE, ELECTRICAL.....	1
27	PAOZZ	5935-01-533-9913	34928	69355K21	.CONNECTOR, PLUG, ELECTRICAL.....	1
28	PAOZZ	5935-01-533-9917	34928	69355K24	.CONNECTOR, RECEPTACLE, ELECTRICAL.....	1
END OF FIGURE						

UNIT AND DIRECT SUPPORT MAINTENANCE

CONTAINERIZED BATCH LAUNDRY

NSN 3510-01-527-2209
NSN 3510-01-527-2210

DRYER

REPAIR PARTS LIST

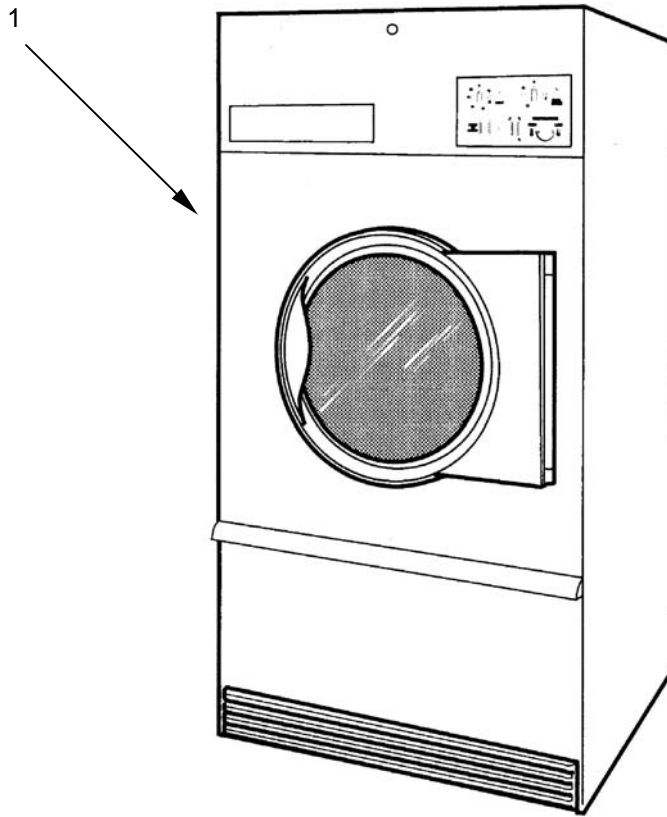


Figure 37. Dryer
(Sheet 1 of 13)

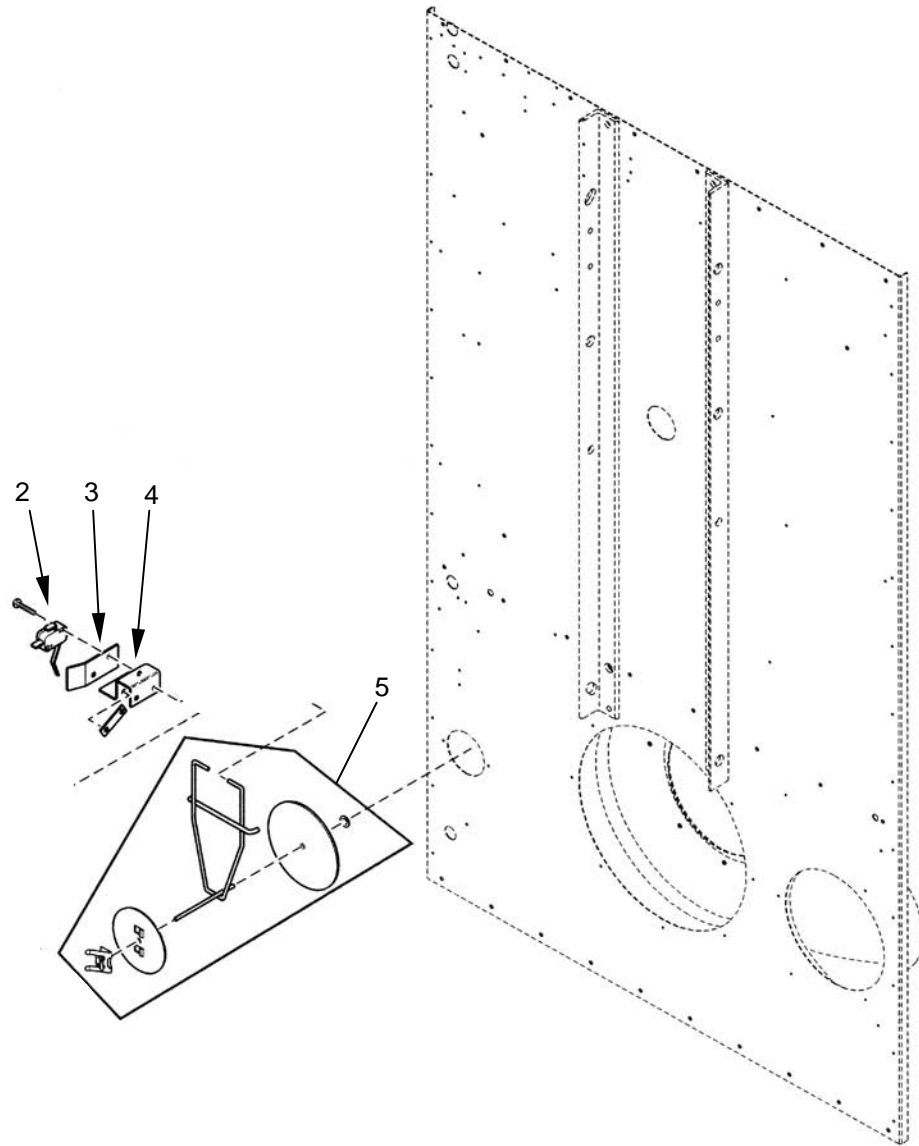


Figure 37. Dryer
(Sheet 2 of 13)

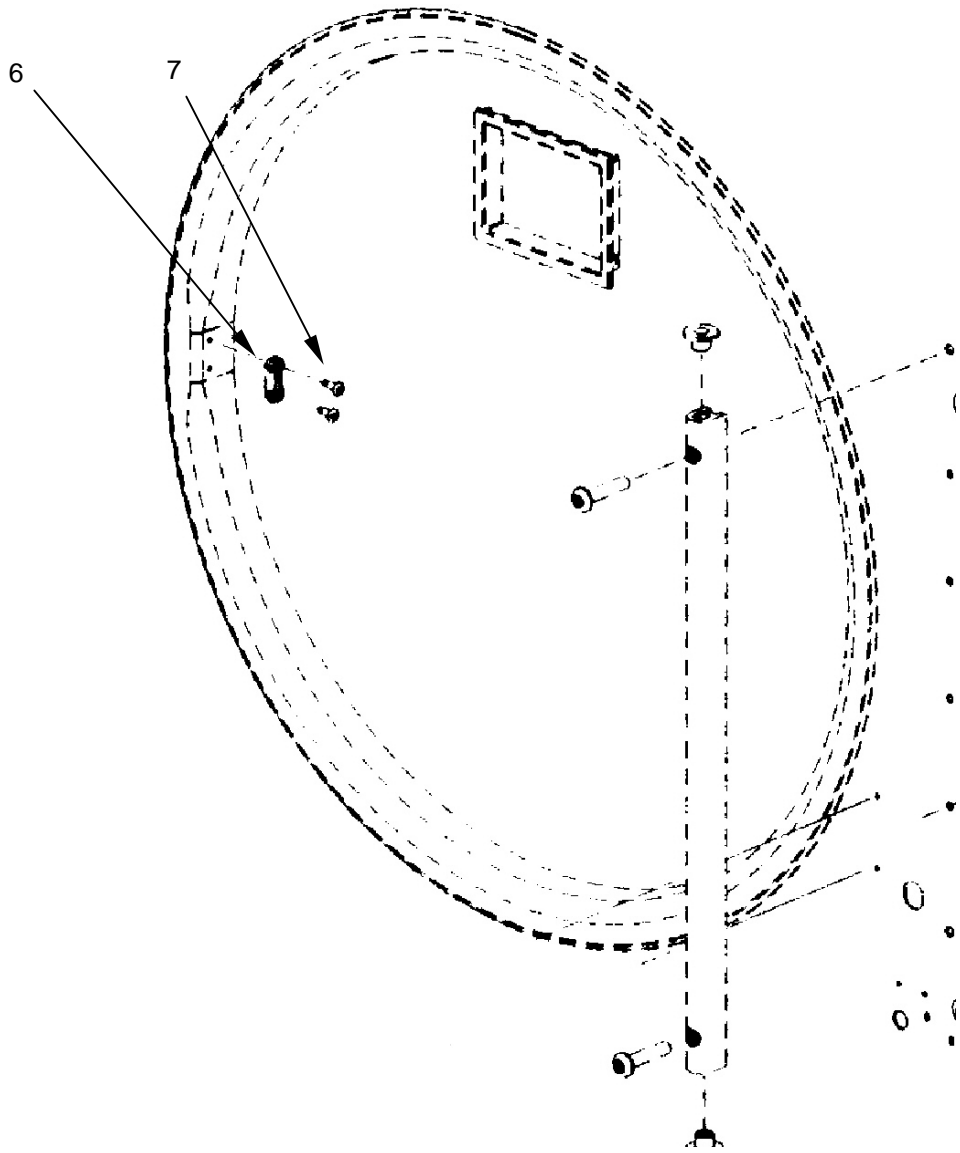


Figure 37. Dryer
(Sheet 3 of 13)

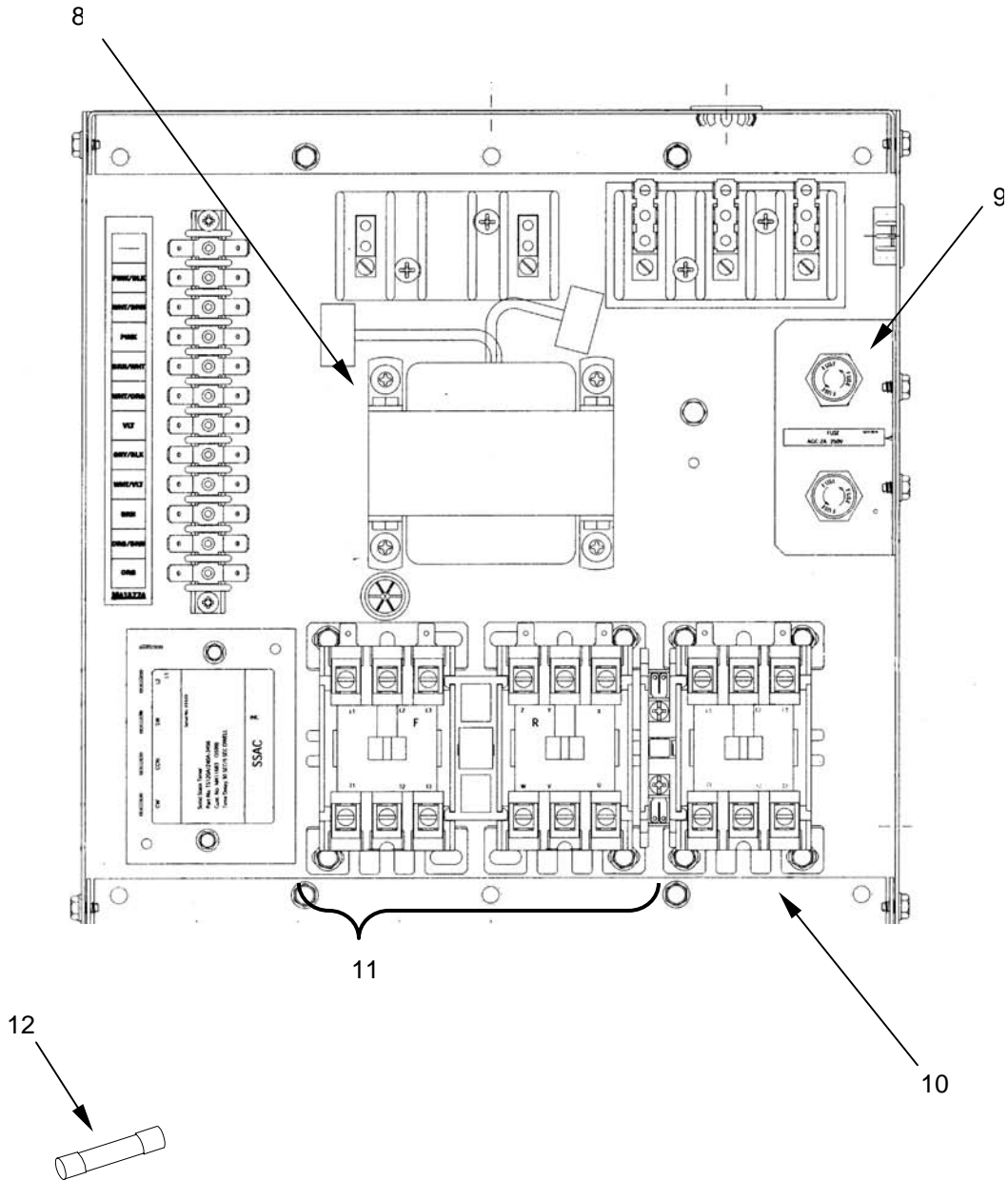


Figure 37. Dryer
(Sheet 4 of 13)

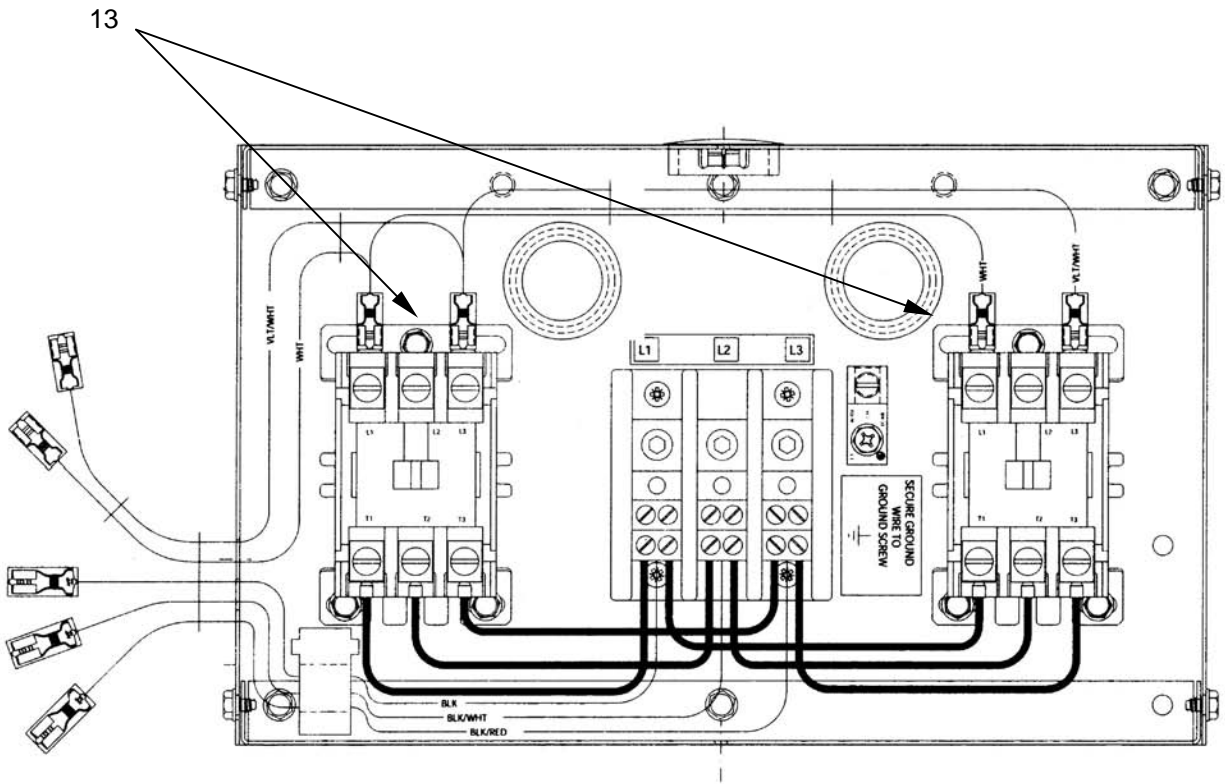


Figure 37. Dryer
(Sheet 5 of 13)

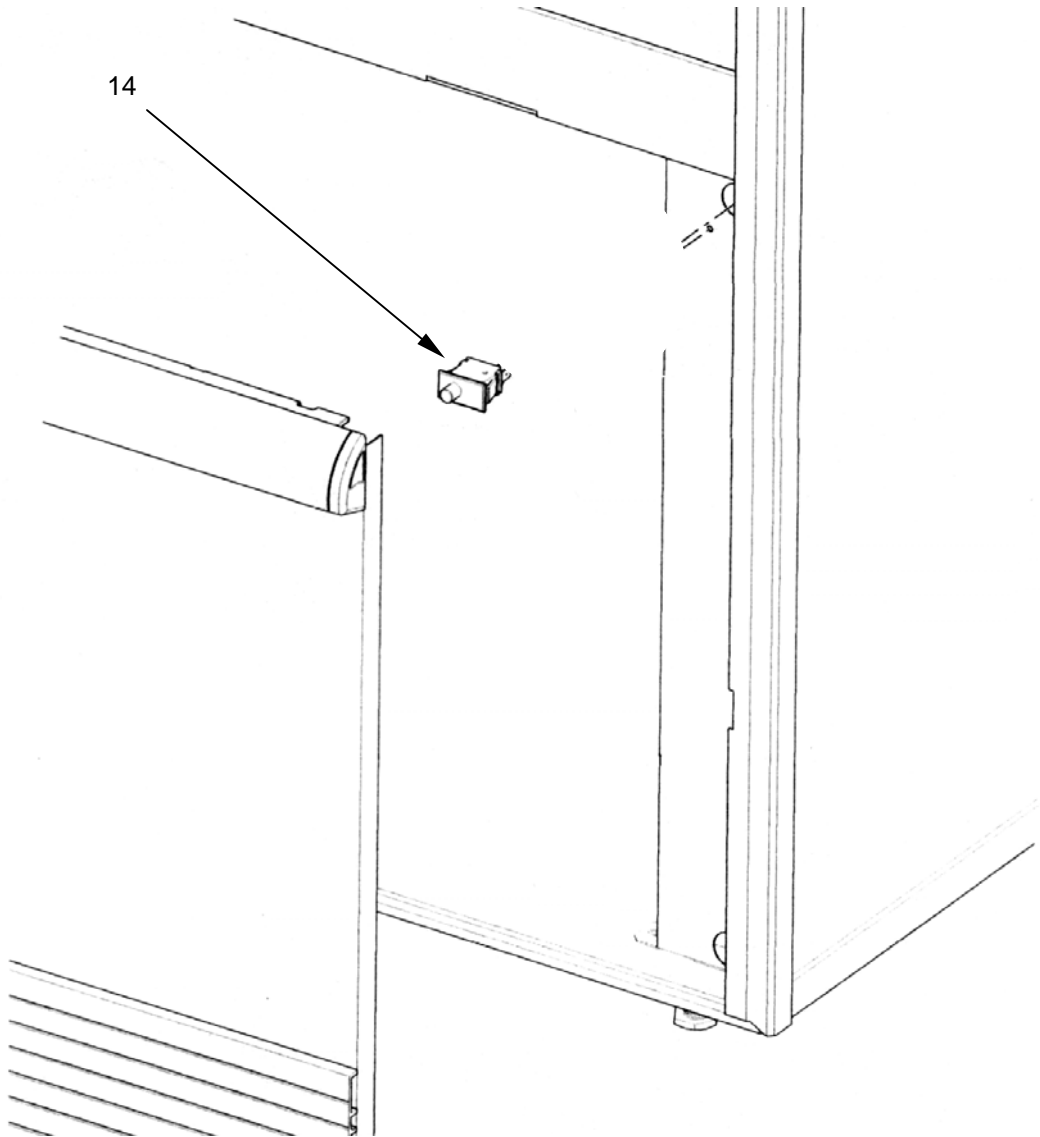


Figure 37. Dryer
(Sheet 6 of 13)

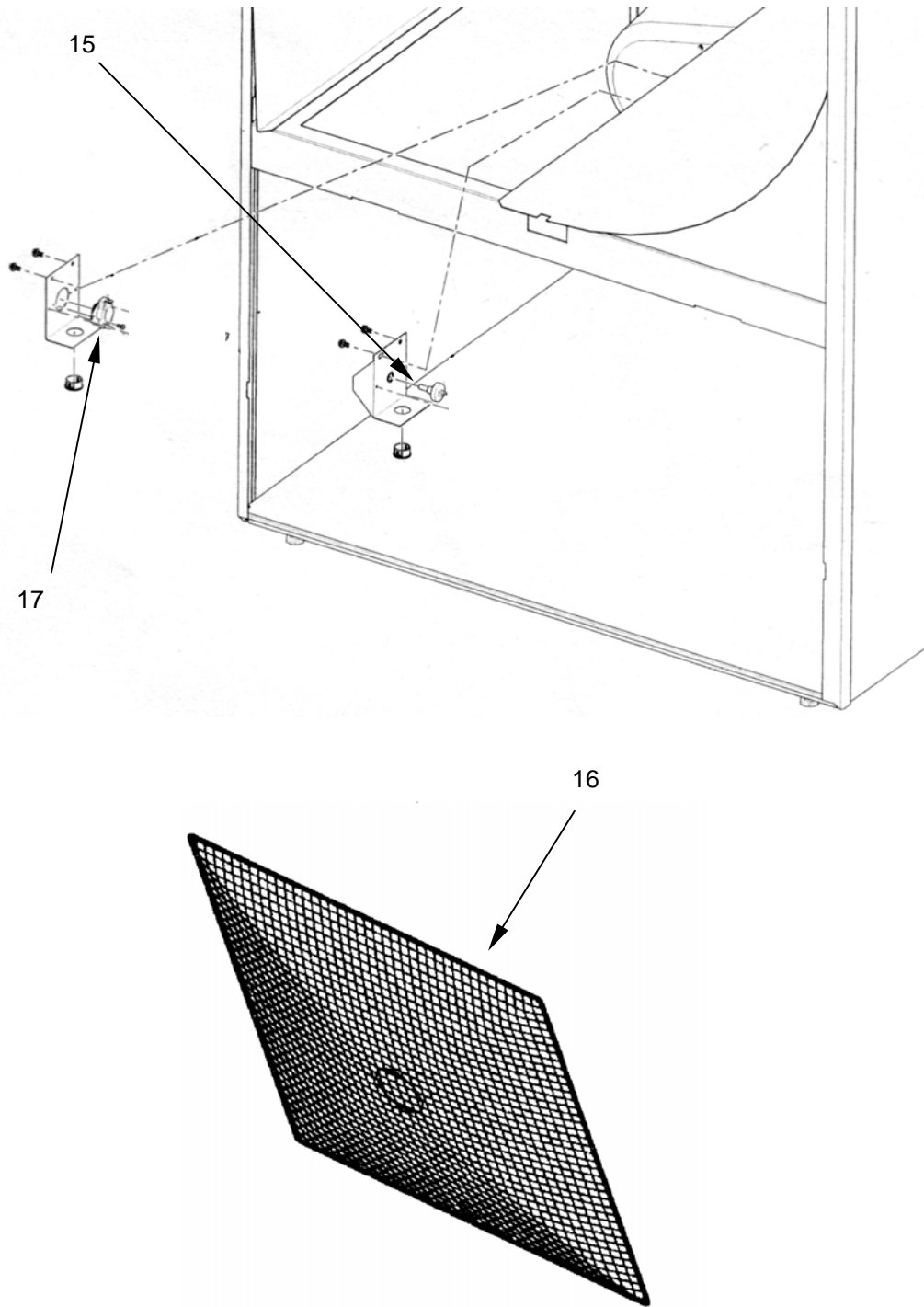


Figure 37. Dryer
(Sheet 7 of 13)

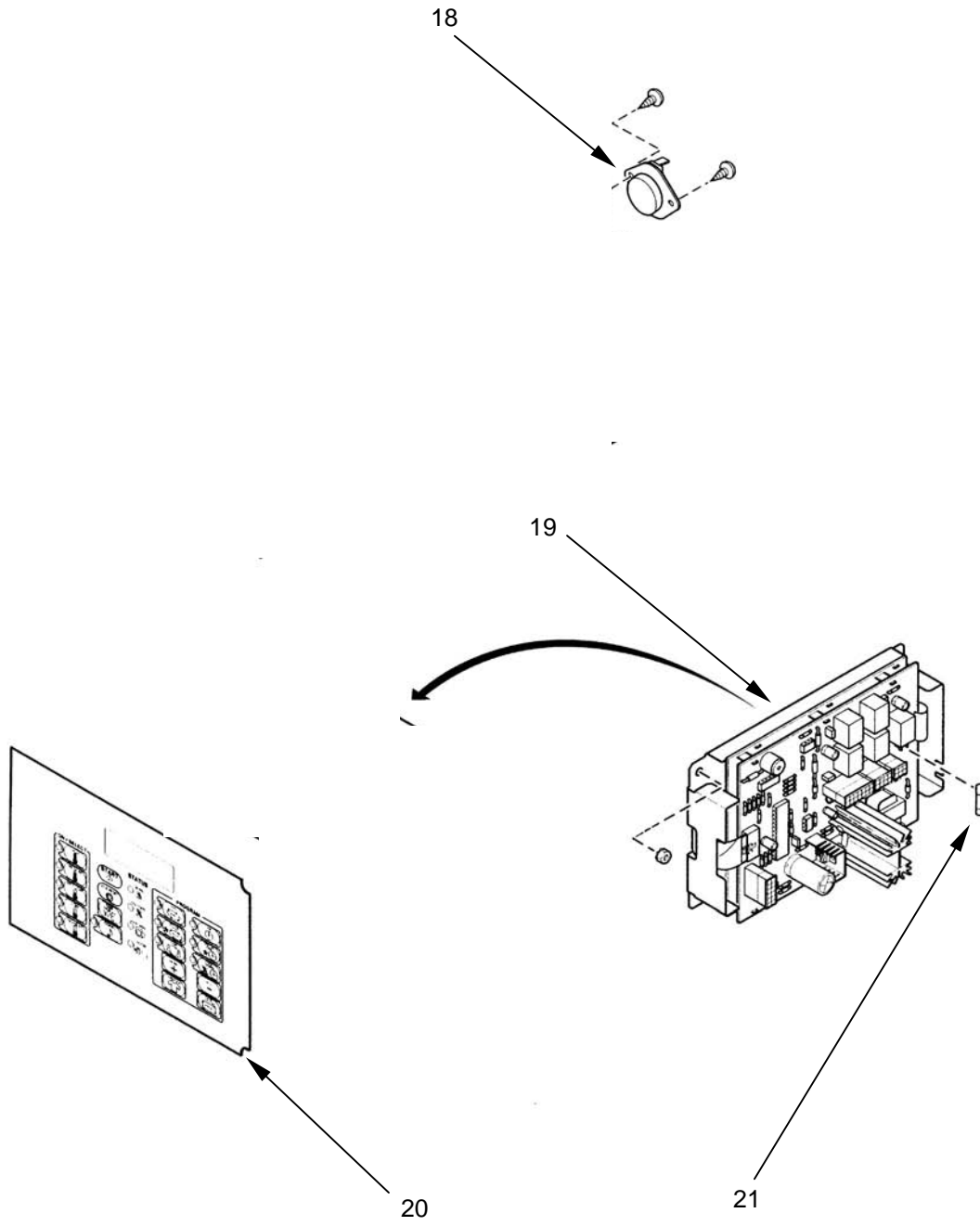


Figure 37. Dryer
(Sheet 8 of 13)

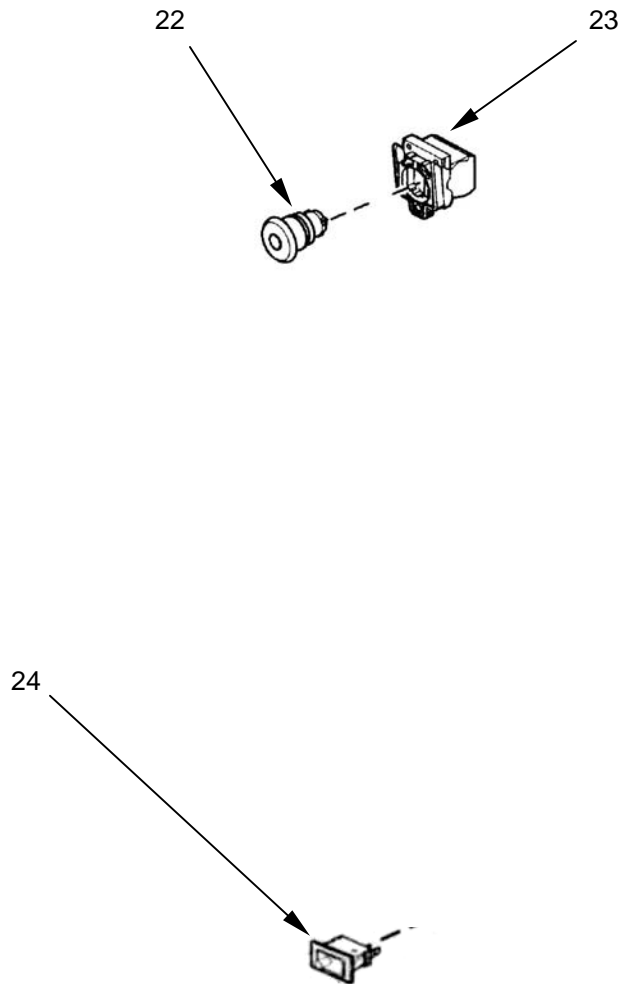


Figure 37. Dryer
(Sheet 9 of 13)

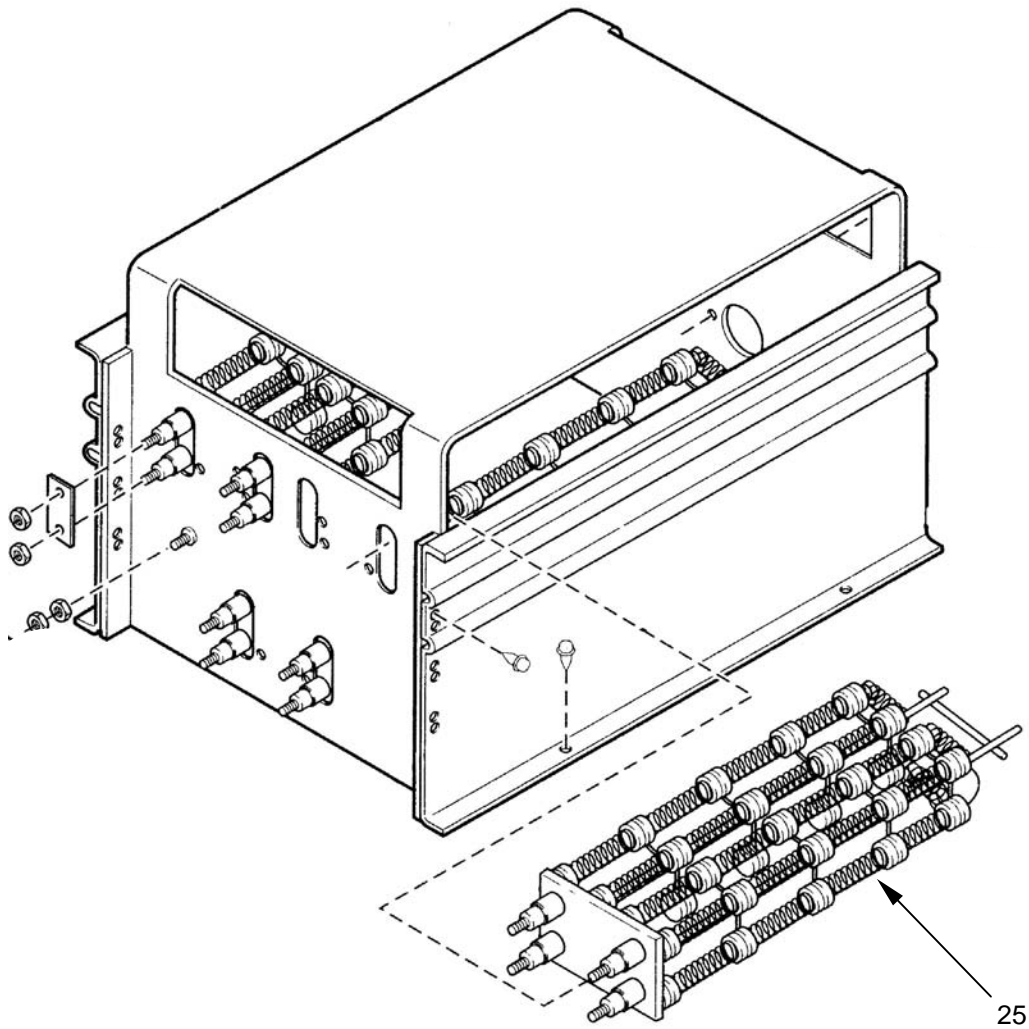


Figure 37. Dryer
(Sheet 10 of 13)

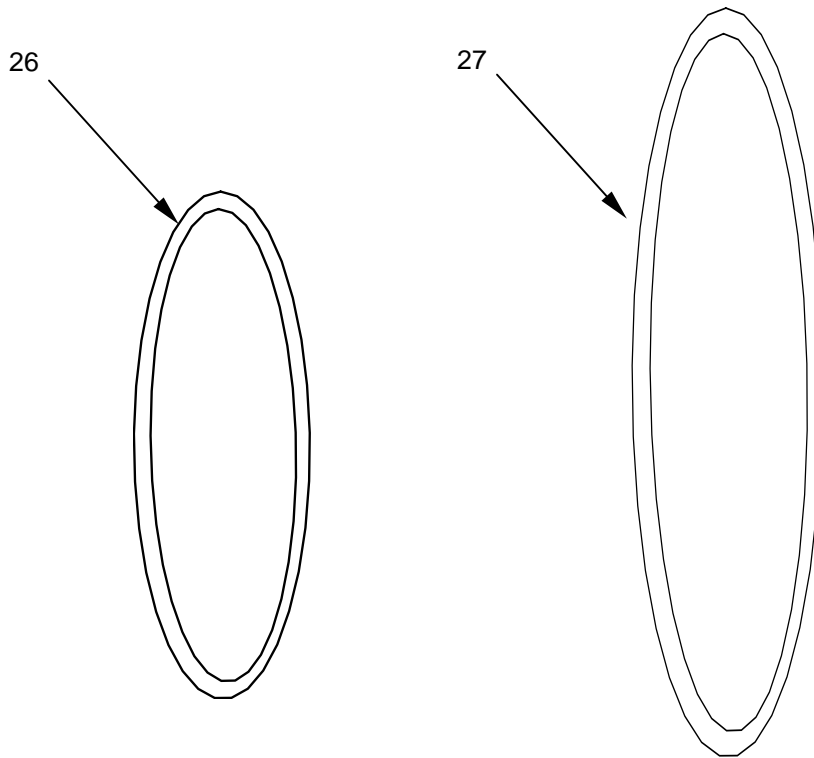


Figure 37. Dryer
(Sheet 11 of 13)

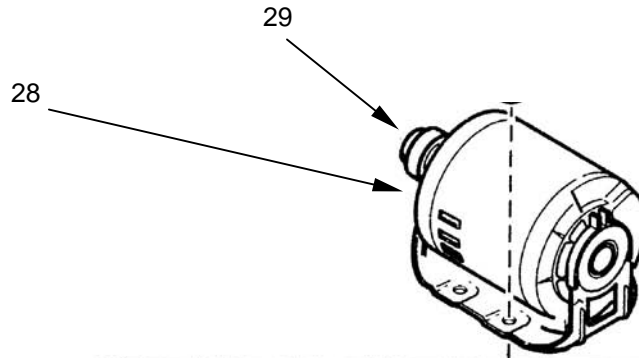


Figure 37. Dryer
(Sheet 12 of 13)

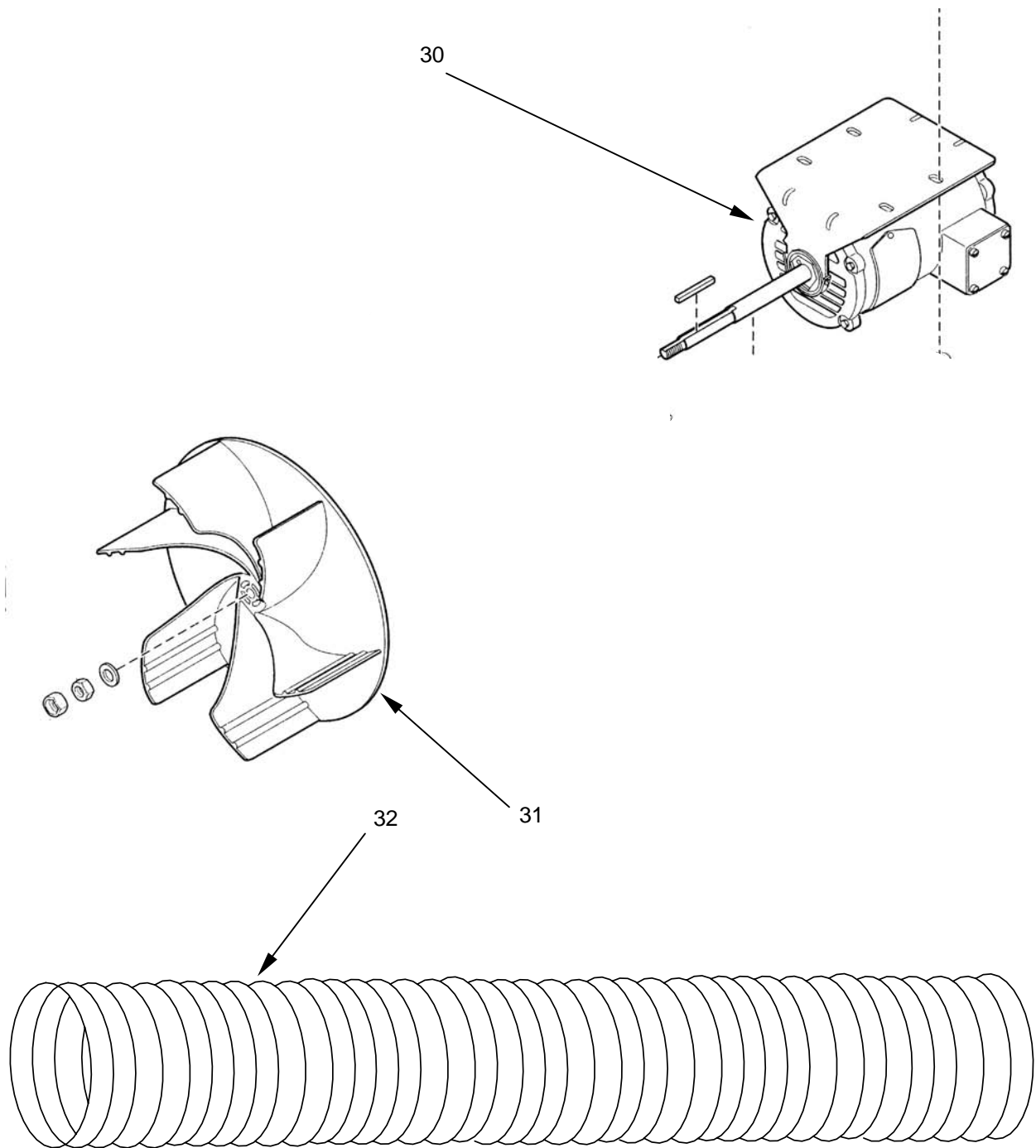


Figure 37. Dryer
(Sheet 13 of 13)

(1)	(2)	(3)	(4)	(5)	(6)	(7)
ITEM NO.	SMR CODE	NSN	CAGEC	PART NUMBER	DESCRIPTION AND USABLE ON CODE (UOC)	QTY
					GROUP 07 DRYER	
					FIG. 37 DRYER	
1	PFFOO	3510-01-534-0316	0U5N7	43261048	DRYING TUMBLER, LAUNDRY, COMMERCIAL.....	2
2	PAOZZ	5930-01-321-7269	59618	M400944	.SWITCH, SENSITIVE.....	1
3	PAOZZ	5930-01-534-0318	59618	M400712	.GUARD, SWITCH.....	1
4	PAOZZ	5340-01-533-8261	59618	M409202	.BRACKET, MOUNTING.....	1
5	PAOZZ	5930-01-533-9997	59618	M400541	.SWITCH, ASSEMBLY.....	1
6	PAOZZ	5340-01-533-8685	59618	M401223	.LATCH, MORTISE.....	1
7	PAOZZ	5320-01-534-1013	59618	M400003	.RIVET, BLIND.....	1
8	PAOZZ	5950-01-533-9972	59618	M414228	.TRANSFORMER, POWER.....	1
9	PAOZZ	5920-01-533-9613	59618	M413544	.FUSEHOLDER, RECEPTACLE.....	2
10	PAOZZ	5945-01-533-9605	59618	M413614	.RELAY, ELECTROMAGNETIC.....	1
11	PAOZZ	5945-01-533-8869	59618	M413615	.RELAY, ELECTROMAGNETIC.....	1
12	PAOZZ	5920-01-533-9603	59618	M414118	.FUSE, CARTRIDGE.....	2
13	PAOZZ	5945-01-533-8873	59618	M413616	.RELAY, ELECTROMAGNETIC.....	1
14	PAOZZ	5930-01-533-8694	59618	70107001	.SWITCH, PUSH.....	1
15	PAOZZ	5905-01-533-8877	59618	M414704	.RESISTOR, THERMAL.....	1
16	PAOZZ	3510-01-534-1346	59618	44063601	.FILTER, LINT, DRYING TUMBLER.....	1
17	PAOZZ	5930-01-533-9616	59618	M410542	.SWITCH, THERMOSTATIC.....	1
18	PAOZZ	5930-01-533-8876	59618	M409433	.SWITCH, THERMOSTATIC.....	1
19	PAOZZ	5998-01-533-8878	59618	44013601	.CIRCUIT, CARD ASSEMBLY.....	1
20	PAOZZ	7045-01-533-8725	59618	70128401	.COVER, KEYBOARD, DATA ENTRY.....	1
21	PAOZZ	5920-01-533-8881	59618	M414103	.FUSE, INCLOSED LINK.....	2
22	PAOZZ	5930-01-533-9998	59618	44018801	.SWITCH, PUSH.....	1
23	PBOZZ	5945-01-533-8867	59618	44018701	.RELAY, ELECTROMAGNETIC.....	1
24	PAOZZ	5930-01-533-8697	59618	44018201	.SWITCH, PUSH.....	1
25	PAOZZ	4520-01-534-0817	59618	M410940P	.HEATER ELEMENT, ELECTRICAL, NONIMMERSION TYPE.....	3
26	PAOZZ	3030-01-534-0810	59618	M412981	.BELT, V.....	1
27	PAOZZ	3030-01-533-8799	59618	M412090	.BELT, V.....	2
28	PAOZZ	6105-01-533-8178	59618	M412519P	.MOTOR, ALTERNATING CURRENT.....	1
29	XDOZZ		59618	M414565	.PULLEY, GROOVE.....	1
30	PBOZZ	6105-01-534-2282	59618	44045701	.MOTOR, ALTERNATING CURRENT.....	1
31	XDOZZ	4140-01-121-7902	59618	M400086P	.IMPELLOR, FAN, AXIAL.....	1
32	XDOZZ		0U5N7	43262042	.PIPE, AIR CONDITIONING - HEATING.....	1

END OF FIGURE

UNIT AND DIRECT SUPPORT MAINTENANCE

CONTAINERIZED BATCH LAUNDRY

NSN 3510-01-527-2209

NSN 3510-01-527-2210

BOILER

REPAIR PARTS LIST

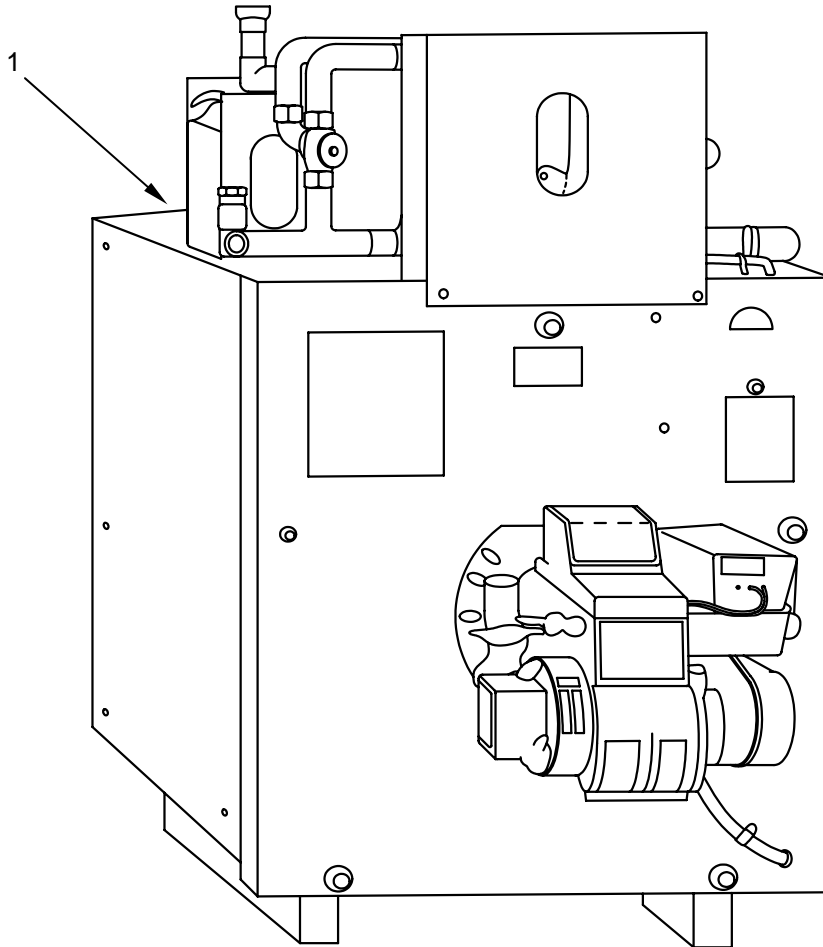


Figure 38. Boiler
(Sheet 1 of 3)

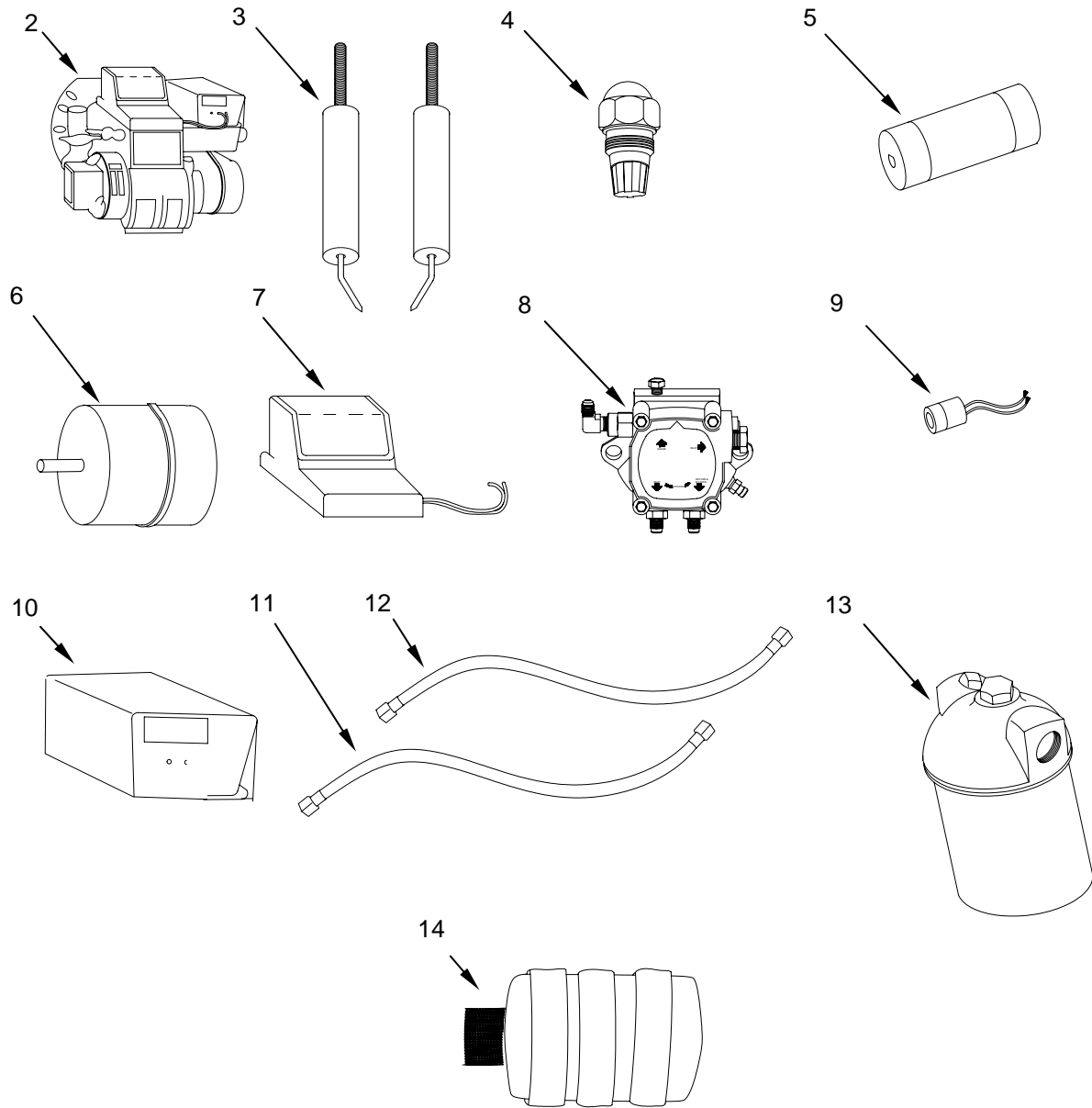


Figure 38. Boiler
(Sheet 2 of 3)

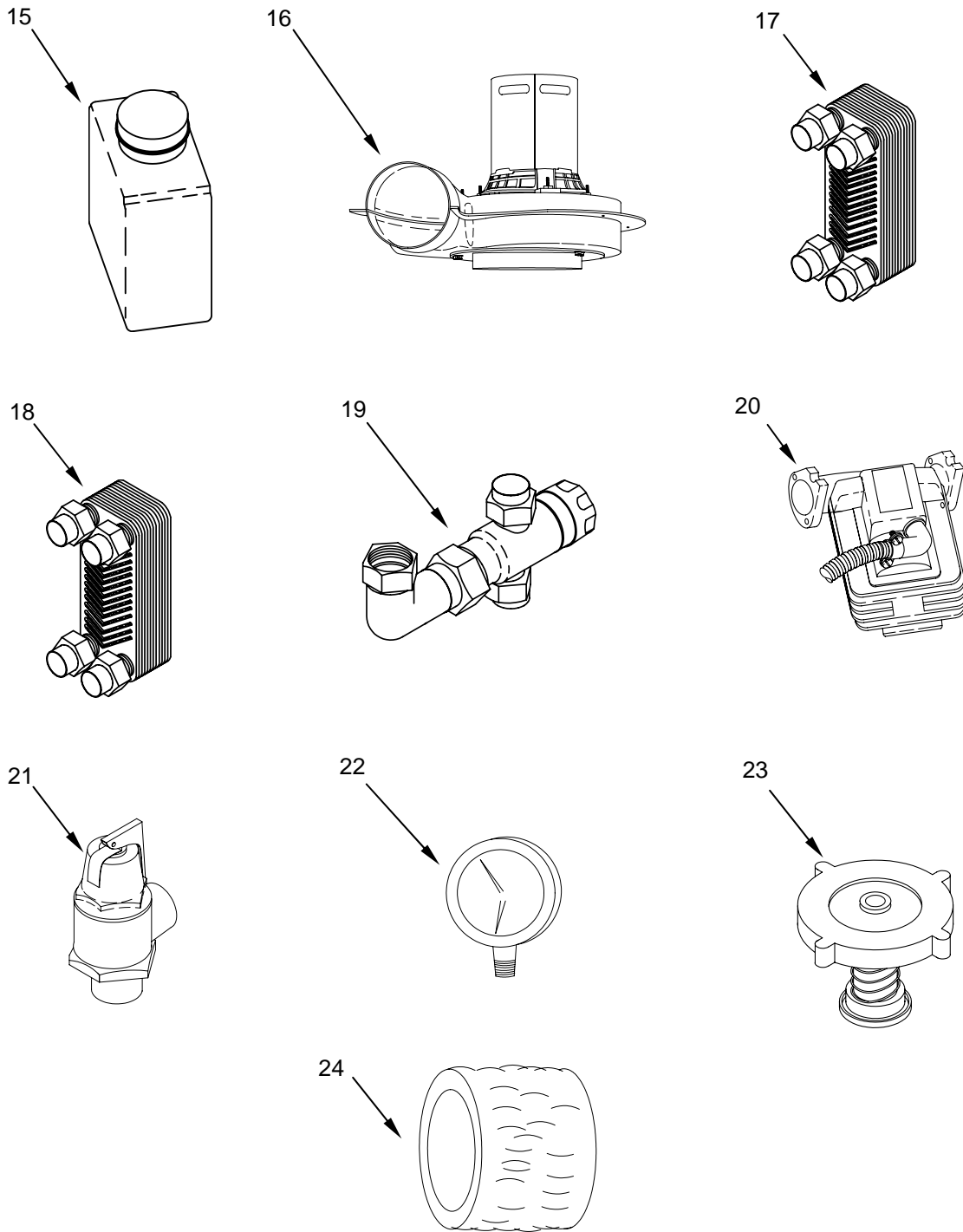


Figure 38. Boiler
(Sheet 3 of 3)

(1)	(2)	(3)	(4)	(5)	(6)	(7)
ITEM NO.	SMR CODE	NSN	CAGEC	PART NUMBER	DESCRIPTION AND USABLE ON CODE (UOC)	QTY
					GROUP 08 BOILER	
					FIG. 38 BOILER	
1	PFDDD	4410-01-532-3880	0U5N7	43265002	HEATER, WATER, LIQUID FUEL.....	1
2	PAOOO	4530-01-533-8668	51384	7-00009	.BURNER, GAS, HEATING.....	1
3	PAOZZ	6630-01-532-3881	51384	7-578727	..REFERENCE ELECTRODE KIT.....	1
4	PAOZZ	4410-01-534-0541	3V870	10-0475	..NOZZLE, FUEL.....	1
5	XDOZZ		51384	21282	..COUPLING ASSEMBLY, TUBE, FLEXIBLE...	1
6	PBOZZ	6105-01-533-7742	51384	2364U	..MOTOR, ALTERNATING CURRENT.....	1
7	PBOZZ	4520-01-534-0759	51384	51501U	..IGNITER, SPARK, FUEL.....	1
8	XDOZZ		51384	7-21844U	..PUMP, FUEL, METERING AND DISTRIBUTING.....	1
9	PAOZZ	5961-01-534-0937	51384	7006U	..SEMICONDUCTOR DEVICE, PHOTO	1
10	PAOZZ	4410-01-534-1833	51384	7350U	..CONTROL, PRIMARY.....	1
11	XDOZZ		0U5N7	43261035-2	..HOSE ASSEMBLY, NONMETALLIC.....	1
12	XDOZZ		0U5N7	43261035-3	..HOSE ASSEMBLY, NONMETALLIC.....	1
13	PAOOO	4330-01-289-1700	64030	1A-25A	..FILTER, ELEMENT, FLUID.....	1
14	PAOZZ	4330-00-219-4709	64030	1A-30	..FILTER, ELEMENT, FLUID.....	1
15	PAOZZ	4410-01-533-8243	3V870	BVR-4	..TANK, SURGE, STEAM BOILER SYSTEM.....	1
16	PBOZZ	4140-01-534-0361	3V870	10-0181-2	..FAN, CENTRIFUGAL.....	1
17	PBOZZ	4420-01-533-8678	3V870	10-0446	..BAFFLE, FLUID HEATER INDUSTRIAL.....	1
18	PBOZZ	4420-01-533-9723	3V870	10-0447	PLATE, HEAT EXCHANGER.....	1
19	PAOZZ	4510-01-533-8128	3V870	10-0276	VALVE, WATER MIXING.....	2
20	PBOZZ	4410-01-533-9255	3V870	10-0440	..CONTROLLER, FEED WATER PUMP AND BURNER, BOILER.....	1
21	PAOZZ	4820-01-534-0462	3V870	06-0008	..VALVE, SAFETY RELIEF.....	1
22	PAOZZ	6685-01-534-0939	3V870	10-0420	..GAGE, PRESSURE, DIAL INDICATING.....	1
23	PAOZZ	5340-01-533-9703	3V870	03-0151	..CAP, FILLER OPENING.....	1
24	PBOZZ	4410-01-533-8726	3V870	10-0698	..SLEEVE, BOILER.....	1
					END OF FIGURE	

UNIT AND DIRECT SUPPORT MAINTENANCE

CONTAINERIZED BATCH LAUNDRY

NSN 3510-01-527-2209

NSN 3510-01-527-2210

COLD WEATHER EQUIPMENT

REPAIR PARTS LIST

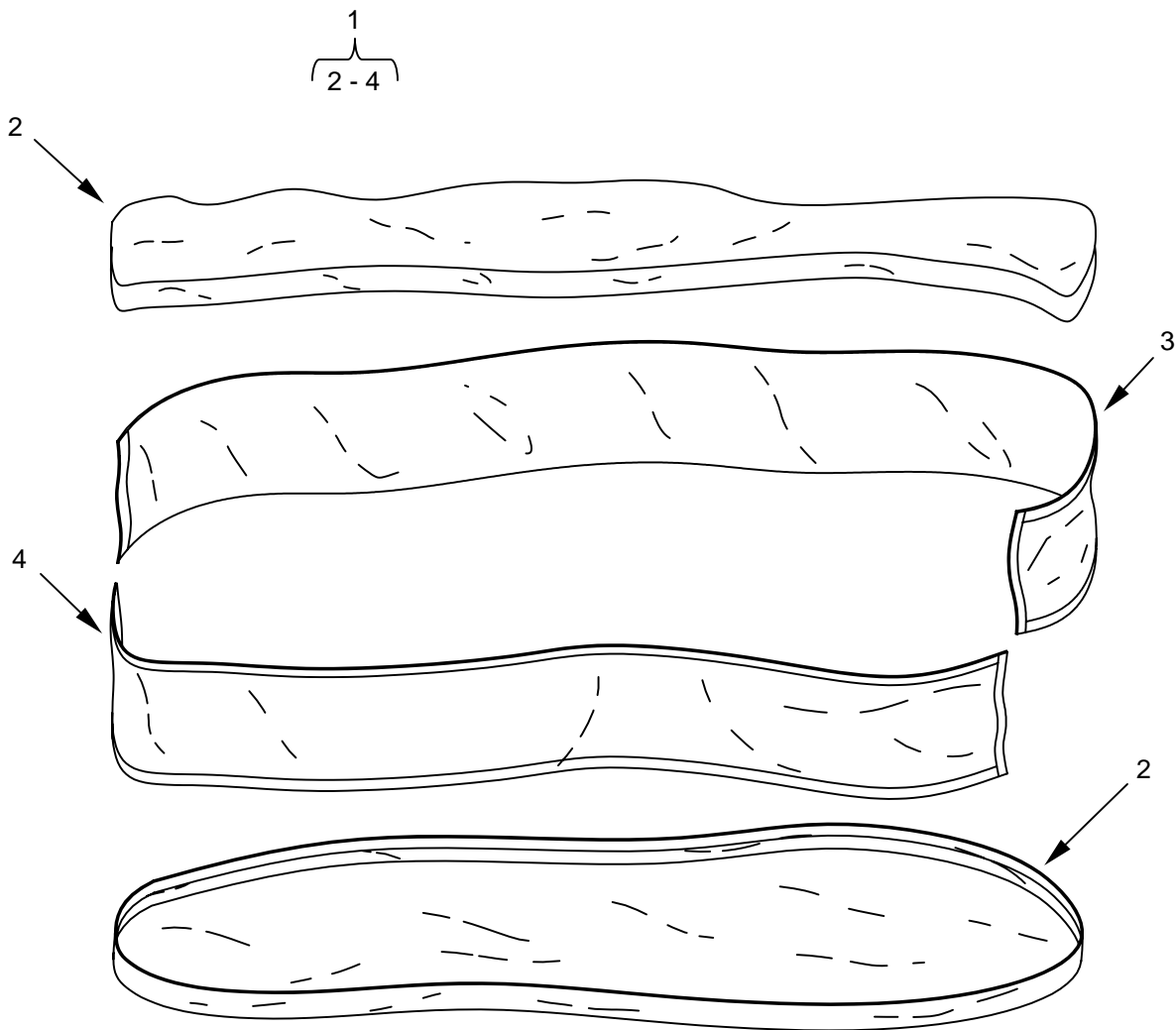


Figure 39. Cold Weather Equipment
(Sheet 1 of 3)




Figure 39. Cold Weather Equipment
(Sheet 2 of 3)

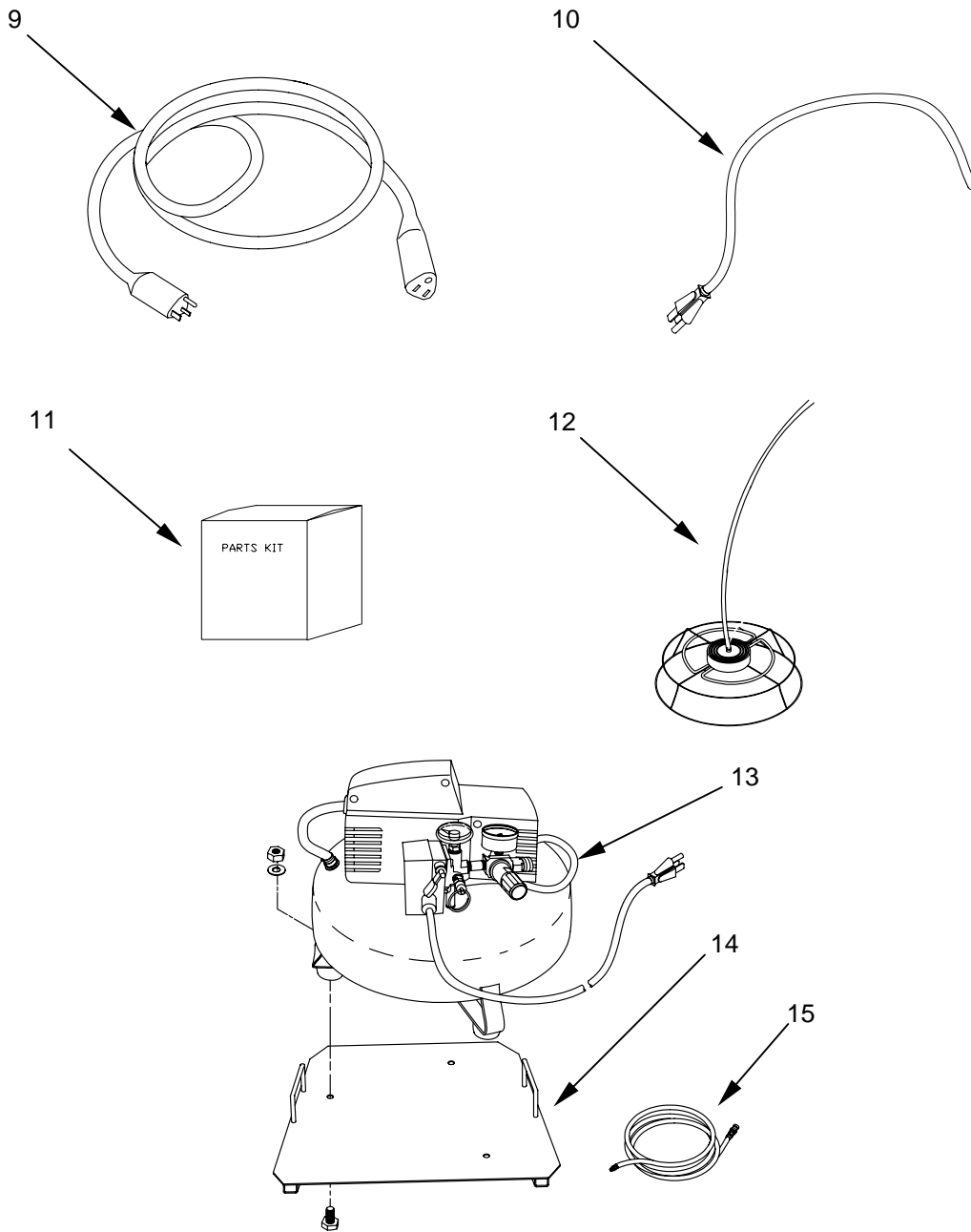


Figure 39. Cold Weather Equipment
(Sheet 3 of 3)

(1)	(2)	(3)	(4)	(5)	(6)	(7)
ITEM NO.	SMR CODE	NSN	CAGEC	PART NUMBER	DESCRIPTION AND USABLE ON CODE (UOC)	QTY
					GROUP 09 COLD WEATHER EQUIPMENT	
					FIG. 39 COLD WEATHER EQUIPMENT	
1	PAOZZ	5640-01-532-3842	81337	9-1-0826-GRN	INSULATION ASSEMBLY UOC: FVB.....	2
2	PAOZZ	5640-01-532-9099	81337	9-1-0827-GRN	.INSULATION BLANKET, THERMAL UOC: FVB.....	2
3	PAOZZ	5640-01-532-3839	81337	9-1-0828-GRN	.INSULATION BLANKET, THERMAL UOC: FVB.....	1
4	PAOZZ	5640-01-532-3838	81337	9-1-0829-GRN	.INSULATION BLANKET, THERMAL UOC: FVB.....	1
5	PAOZZ	5640-01-532-3841	81337	9-1-0826-TAN	INSULATION ASSEMBLY UOC: FVC.....	2
6	PAOZZ	5640-01-532-3844	81337	9-1-0827-TAN	.INSULATION BLANKET, THERMAL UOC: FVC.....	2
7	PAOZZ	5640-01-532-3840	81337	9-1-0828-TAN	.INSULATION BLANKET, THERMAL UOC: FVC.....	1
8	PAOZZ	5640-01-532-3843	81337	9-1-0829-TAN	.INSULATION BLANKET, THERMAL UOC: FVC.....	1
9	PAOZZ	6150-01-532-3848	0WVT1	515PV	CABLE ASSEMBLY, POWER, ELECTRICAL.....	4
10	PAOZZ	4520-01-532-3849	05AN0	SRL3-1CT TEC	HEATING ELEMENT, ELECTRIC, NONIMMERSION TYPE.....	2
11	PAOZZ	4320-01-211-5256	65586	RT-RES	PARTS KIT, SEAL REPLACEMENT, MECHANICAL EQUIPMENT.....	2
12	PAOZZ	4520-01-530-8693	81337	AP15N	HEATING ELEMENT, ELECTRIC, IMMERSION.....	2
13	PAOZZ	4310-01-531-0626	68821	CPFAC2600P	COMPRESSOR UNIT, RECIPROCATING.....	1
14	PAOOO	5340-01-532-3855	0U5N7	43261107	.BRACKET, MOUNTING.....	1
15	PAOZZ	4720-01-531-0616	0U5N7	43261150	.HOSE ASSEMBLY, NONMETALLIC.....	1
					END OF FIGURE	

UNIT AND DIRECT SUPPORT MAINTENANCE

CONTAINERIZED BATCH LAUNDRY

NSN 3510-01-527-2209

NSN 3510-01-527-2210

BULK MATERIALS

REPAIR PARTS LIST

(1)	(2)	(3)	(4)	(5)	(6)	(7)
ITEM NO.	SMR CODE	NSN	CAGEC	PART NUMBER	DESCRIPTION AND USABLE ON CODE (UOC)	QTY
					GROUP 99 BULK	
					FIG. BULK	
1	PAOZZ	4720-00-351-7452	24161	3204-1431	HOSE, NONMETALLIC.....	1
2	PAOZZ	4720-01-533-9990	1FFH9	3204-1413	HOSE, NONMETALLIC.....	1
3	PAOZZ	4720-01-533-7682	1FFH9	3204-1422	HOSE, NONMETALLIC.....	1
4	PAOZZ	4720-01-533-8711	1FFH9	4686-0701	HOSE, NONMETALLIC.....	1
5	MOOZZ	5970-01-534-0460	39428	7574A11	TAPE, INSULATION, ELECTRICAL.....	1
6	PAOZZ	5640-01-534-2342	39428	9349K26	INSULATION, FELT, THERMAL.....	1
7	PAOZZ	8315-01-534-0944	39428	96055K35	FASTENER TAPE, HOOK AND PILE.....	1
8	MOOZZ		85884	8501-9107	TUBING, NONMETALLIC 3/8IN CLEAR.....	1
9	MOOZZ		85884	8501-5170	TUBING, NONMETALLIC 1/4IN WHITE.....	1
					END OF FIGURE	

UNIT AND DIRECT SUPPORT MAINTENANCE

CONTAINERIZED BATCH LAUNDRY

NSN 3510-01-527-2209
NSN 3510-01-527-2210

SPECIAL TOOLS LIST

SPECIAL TOOLS LIST

No special tools are required for the CBL.

UNIT AND DIRECT SUPPORT MAINTENANCE

CONTAINERIZED BATCH LAUNDRY

NSN 3510-01-527-2209

NSN 3510-01-527-2210

NATIONAL STOCK NUMBER (NSN) INDEX

STOCK NUMBER	FIG.	ITEM	STOCK NUMBER	FIG.	ITEM
5342-00-003-4293	1	10	5640-01-532-3838	39	4
4730-00-024-3971	22	7	5640-01-532-3839	39	2
4330-00-219-4709	38	14	5640-01-532-3840	39	7
4730-00-222-1837	18	19	5640-01-532-3841	39	5
5925-00-283-6048	14	19	5640-01-532-3842	39	1
4720-00-351-7452	41	1	5640-01-532-3843	39	8
4820-00-483-0712	34	5	5640-01-532-3844	39	6
	34	11	7021-01-532-3845	14	1
	34	17	7021-01-532-3846	14	3
4140-00-689-5459	11	1	7021-01-532-3847	14	2
5925-00-728-1289	3	5	6150-01-532-3848	39	9
5975-00-878-4865	12	4	4520-01-532-3849	39	10
4730-00-908-3194	22	5	5920-01-532-3850	14	4
5925-00-936-3933	3	4	5935-01-532-3851	4	2
5925-00-984-2163	3	6	7045-01-532-3852	14	7
5935-01-017-3290	12	1	6695-01-532-3853	14	5
5925-01-018-3041	3	7	5935-01-532-3854	9	1
5925-01-056-5127	3	2	5340-01-532-3855	39	14
5975-01-116-0590	12	2	7025-01-532-3856	14	6
4140-01-121-7902	37	31	6150-01-532-3857	14	8
5935-01-181-0023	5	1	3510-01-532-3858	14	16
5935-01-199-4144	13	1	6685-01-532-3859	14	14
4320-01-211-5256	39	11	3510-01-532-3860	14	18
5925-01-231-5423	10	1	6350-01-532-3861	14	9
4730-01-233-8396	19	3	6680-01-532-3862	14	10
4820-01-241-4871	36	3	4320-01-532-3863	26	2
5945-01-257-4018	14	25	6105-01-532-3864	26	3
5920-01-258-5034	6	3	4320-01-532-3865	29	1
6110-01-288-2754	14	21	6105-01-532-3866	29	3
4330-01-289-1700	38	13	4320-01-532-3867	29	2
4820-01-299-0409	20	1	5945-01-532-3868	14	22
5925-01-305-6192	3	1	4610-01-532-3869	31	2
5930-01-321-7269	37	2	4610-01-532-3870	31	3
4730-01-334-4297	18	10	4610-01-532-3871	31	1
4730-01-358-4181	15	12	4320-01-532-3872	25	3
6220-01-364-2868	7	1	4320-01-532-3873	26	1
4730-01-367-7433	15	16	4610-01-532-3874	32	1
4730-01-375-8073	22	3	2940-01-532-3875	32	4
5935-01-380-8249	14	27	4610-01-532-3876	33	1
4410-01-384-6325	28	1	3510-01-532-3877	35	1
5935-01-391-5653	25	5	4610-01-532-3878	33	4
5920-01-422-3714	6	1	5998-01-532-3879	35	22
5331-01-438-9954	30	8	4410-01-532-3880	38	1
6240-01-454-0855	2	1	6630-01-532-3881	38	3
4730-01-478-9416	15	17	5640-01-532-9099	39	2
4730-01-481-7929	18	3	4610-01-532-9100	32	2
4730-01-481-8065	18	13	4320-01-533-0138	30	1
4730-01-481-8182	18	9	3510-01-533-0139	14	17
5920-01-483-1947	6	2	5945-01-533-7144	14	23
6210-01-486-1458	2	4	6680-01-533-7145	14	11
6210-01-486-2396	2	3	6680-01-533-7146	14	13
6250-01-486-3452	2	5	6680-01-533-7147	14	12
6140-01-486-3737	2	6	5945-01-533-7149	14	24
6685-01-501-2727	34	19	4820-01-533-7551	20	3
5330-01-506-3567	29	4	4820-01-533-7560	19	1
5950-01-517-9928	8	1	4820-01-533-7584	19	2
4730-01-526-0671	15	18	4820-01-533-7592	16	9
4520-01-530-8693	39	12	4730-01-533-7627	18	2
4720-01-531-0616	39	15	4720-01-533-7645	26	8
4720-01-531-0621	23	1	4730-01-533-7651	18	16
4310-01-531-0626	39	13			

STOCK NUMBER	FIG.	ITEM	STOCK NUMBER	FIG.	ITEM
4810-01-533-7653	36	15	7045-01-533-8725	37	20
4730-01-533-7658	18	8	4410-01-533-8726	38	24
4810-01-533-7659	36	14	4730-01-533-8728	33	3
4730-01-533-7663	18	11	5315-01-533-8732	35	3
5330-01-533-7664	26	4	5330-01-533-8736	31	11
4820-01-533-7671	16	3	5360-01-533-8748	16	2
4730-01-533-7673	15	20		16	4
4730-01-533-7673	15	9	7025-01-533-8763	35	20
4720-01-533-7682	41	3	4520-01-533-8770	14	32
4820-01-533-7686	16	10	5925-01-533-8793	3	8
4320-01-533-7694	25	1	5340-01-533-8796	1	11
4820-01-533-7697	16	6	3030-01-533-8799	37	27
4730-01-533-7698	15	7	4310-01-533-8818	1	3
4820-01-533-7726	16	8	4310-01-533-8822	1	4
4730-01-533-7738	19	4	4320-01-533-8827	30	11
6105-01-533-7742	38	6	4320-01-533-8832	36	9
4730-01-533-8041	36	16	5305-01-533-8833	30	3
4810-01-533-8051	36	5	5365-01-533-8838	30	7
4730-01-533-8055	18	18	5330-01-533-8842	30	9
4510-01-533-8128	38	19	4730-01-533-8850	18	17
5340-01-533-8130	1	2	5930-01-533-8857	14	33
	1	6	5945-01-533-8867	37	23
5340-01-533-8137	26	10	5945-01-533-8869	37	11
4730-01-533-8139	18	20	5945-01-533-8873	37	13
5340-01-533-8146	1	9	5930-01-533-8876	37	18
5315-01-533-8156	11	3	5905-01-533-8877	37	15
4820-01-533-8162	19	10	5998-01-533-8878	37	19
4730-01-533-8166	15	6	5920-01-533-8881	37	21
4730-01-533-8171	18	12	5930-01-533-8907	35	28
6685-01-533-8176	36	2	5920-01-533-9103	35	16
6105-01-533-8178	37	28	4730-01-533-9163	15	10
5340-01-533-8184	21	2		15	19
5305-01-533-8187	30	5	4320-01-533-9165	26	6
	37	8	4720-01-533-9184	36	24
5340-01-533-8210	35	17	4820-01-533-9190	19	8
4820-01-533-8213	35	14	4820-01-533-9193	16	1
5340-01-533-8227	35	19	4730-01-533-9200	15	15
6105-01-533-8230	35	44	4730-01-533-9204	22	2
6130-01-533-8237	35	38	4730-01-533-9206	18	6
4820-01-533-8241	16	7	4730-01-533-9208	35	46
4410-01-533-8243	38	15	4320-01-533-9211	29	5
6150-01-533-8245	36	23	5340-01-533-9248	35	23
4730-01-533-8248	22	1	5365-01-533-9249	35	10
4820-01-533-8249	36	13	4410-01-533-9255	38	20
4810-01-533-8257	35	12	5331-01-533-9368	31	4
5340-01-533-8261	37	4	3030-01-533-9370	35	41
4730-01-533-8367	18	15	4820-01-533-9471	17	1
4820-01-533-8372	20	2	4730-01-533-9497	19	6
4710-01-533-8375	18	14	4730-01-533-9500	15	4
4820-01-533-8381	36	6	4730-01-533-9512	15	5
4820-01-533-8667	35	11	5970-01-533-9596	33	21
4530-01-533-8668	38	2	5945-01-533-9597	35	13
5977-01-533-8669	36	11	5945-01-533-9597	35	15
5331-01-533-8670	31	5	5945-01-533-9598	35	7
	32	3	5999-01-533-9599	35	33
5340-01-533-8671	35	9	5930-01-533-9601	35	5
5355-01-533-8672	35	35	5930-01-533-9602	35	18
4420-01-533-8678	38	17	5920-01-533-9603	37	12
5935-01-533-8682	35	37	5945-01-533-9605	37	10
4730-01-533-8684	36	4	5920-01-533-9613	37	9
5340-01-533-8685	37	6	5930-01-533-9616	37	17
6240-01-533-8688	2	2	5950-01-533-9643	14	20
5340-01-533-8689	35	6	4730-01-533-9662	19	7
5930-01-533-8691	35	34	4730-01-533-9664	15	14
5330-01-533-8692	26	5	5945-01-533-9681	14	26
5930-01-533-8694	37	14	5930-01-533-9685	26	7
5930-01-533-8697	37	24	5930-01-533-9688	14	30
5340-01-533-8704	21	4	4730-01-533-9692	18	5
5340-01-533-8708	35	8	4730-01-533-9698	30	17
4720-01-533-8711	41	4	5340-01-533-9703	38	23
4720-01-533-8715	23	2	5895-01-533-9705	5	2
5905-01-533-8720	36	8	6680-01-533-9710	25	2
4730-01-533-8724	21	1	4420-01-533-9723	38	18

STOCK NUMBER	FIG.	ITEM	STOCK NUMBER	FIG.	ITEM
4730-01-533-9724	18	4	6680-01-534-0827	35	30
4810-01-533-9726	35	36	3510-01-534-0882	36	1
4820-01-533-9770	27	1	5340-01-534-0926	36	12
4730-01-533-9784	15	13	5961-01-534-0937	38	9
5340-01-533-9793	33	2	6685-01-534-0939	38	22
5975-01-533-9794	10	2	8315-01-534-0944	41	7
5925-01-533-9805	3	3	5320-01-534-1013	37	7
5935-01-533-9809	12	3	6685-01-534-1036	14	15
5365-01-533-9813	30	4	5315-01-534-1046	35	3
5930-01-533-9816	35	32	5670-01-534-1288	34	4
5930-01-533-9822	14	28		34	10
4730-01-533-9834	15	3		34	16
4730-01-533-9836	15	1	3510-01-534-1346	37	16
4730-01-533-9838	21	3	5210-01-534-1731	1	8
4730-01-533-9883	26	9	4410-01-534-1833	38	10
4730-01-533-9885	15	2	6105-01-534-2282	37	30
4730-01-533-9886	15	8	5640-01-534-2342	41	6
5935-01-533-9894	4	1			
5999-01-533-9899	14	31			
5935-01-533-9908	36	26			
5935-01-533-9913	36	27			
5935-01-533-9917	36	28			
5930-01-533-9958	14	29			
5935-01-533-9964	36	25			
5950-01-533-9972	37	8			
5895-01-533-9976	36	10			
5950-01-533-9977	36	7			
5895-01-533-9978	36	19			
5945-01-533-9981	36	21			
5915-01-533-9982	36	22			
5930-01-533-9983	36	18			
4720-01-533-9990	41	2			
5930-01-533-9997	37	5			
5930-01-533-9998	37	22			
4730-01-534-0011	15	11			
4730-01-534-0020	18	1			
4730-01-534-0033	19	5			
5975-01-534-0053	13	2			
3510-01-534-0316	37	1			
3510-01-534-0317	34	3			
	34	9			
5930-01-534-0318	37	3			
3510-01-534-0321	34	7			
3510-01-534-0322	34	13			
3510-01-534-0324	34	1			
3510-01-534-0325	24	1			
3510-01-534-0326	24	4			
3510-01-534-0327	24	6			
3510-01-534-0328	24	3			
3510-01-534-0332	34	15			
3510-01-534-0333	34	14			
3510-01-534-0334	34	8			
3510-01-534-0337	34	2			
4140-01-534-0361	38	16			
5365-01-534-0411	35	31			
4730-01-534-0413	22	6			
4820-01-534-0440	19	9			
6105-01-534-0444	30	2			
5325-01-534-0448	35	29			
4730-01-534-0453	18	7			
5970-01-534-0460	41	5			
4820-01-534-0462	38	21			
4820-01-534-0464	16	5			
4410-01-534-0541	38	4			
4730-01-534-0543	35	47			
4730-01-534-0715	22	4			
4520-01-534-0759	38	7			
3510-01-534-0804	24	2			
3510-01-534-0807	24	5			
3030-01-534-0810	37	26			
3510-01-534-0812	35	39			
4520-01-534-0817	37	25			

UNIT AND DIRECT SUPPORT MAINTENANCE

CONTAINERIZED BATCH LAUNDRY

NSN 3510-01-527-2209

NSN 3510-01-527-2210

PART NUMBER INDEX

PART NUMBER	FIG.	ITEM	PART NUMBER	FIG.	ITEM
A-A-5206-F-12	22	5	M414704	37	15
A12-30-10-84	14	21	M59	25	3
A12S-84P	14	24	M98	25	1
A9S-84L	14	23	MMF5SS	22	7
A9S-84M	14	22	NO.1	34	5
AH-300-U	1	11		34	11
AP15N	39	12		34	17
BC6033SQ	6	1	PRA-100-AFA	5	2
BVR-4	38	15	PS-600	2	6
C30P	32	4	PTX 7217-0-100PSIG	14	14
CJ90F	26	2	PTX 7217-0-200PSIG	14	15
CL30 3/4	32	1	QOB-110	3	2
CL640BFS-1	31	1	QOB115	3	6
CPFAC2600P	39	13	QOB115GFI	3	7
F0381737-00	35	14	QOB120	3	5
F380619	19	9	QOB215	3	1
F380632	35	11	QOB310	3	3
F40SP41/RS/WM/ECO	2	1	QOB360	3	4
F800619	35	36	RC-2SP40-TP	2	5
FAL321001021	3	8	RH1B-UAC-120V	14	25
FBPP05X5	31	3	RL-01802	8	1
HBL12SP	14	28	RT-RES	39	11
HBL4570C	35	37	RY22S-UAC120V	14	26
HBL5266C	25	5	S3425	13	2
HF12SS	22	2	SAMI-7N	6	2
HF28SS	22	1	SH1B-05	14	27
HF36SS	22	3	SP-G84204028	30	2
HF40SS	22	6	SR2P-06	5	1
HW-CB10	14	31	SRL3-1CT TEC	39	10
HW1B-M4-R	14	29	TYPE A-5 (10 X 10)	1	4
HW9Z-KG1-TK2120	14	30	TYPE A-5 (16 X 16)	1	3
ID1288	30	10	U217-1204	26	7
ID1798	30	6	U37-673P	26	8
ID7392	30	5	V1-M2-0050F15-E1-	14	11
ID7899	30	3	X1-7.0GPM-PC3		
IE-103	14	4	V1-M2-0100F50-E1-	14	13
J218-1007	26	3	X1-25.0GPM-PC3		
KTK-R-2	6	3	V1-M2-A025F5-E1-X1-	14	10
LP15-1405	14	33	2.5GPM-PC3		
M400003	37	7	V1-M2-A075F25-E1-	14	12
M400086P	37	31	X1-12.5GPM-PC3		
M400541	37	5	W58-XB1A4A-5	14	19
M400712	37	3	WC596/12-3	12	1
M400944	37	2	WC596/85-1	13	1
M401223	37	6	03-0151	38	23
M409202	37	4	034019	25	2
M409433	37	18		25	4
M410542	37	17	040050C1-AR11B	14	32
M410940P	37	25	06-0008	38	21
M412090	37	27	10-0181-2	38	16
M412519P	37	28	10-0276	38	19
M412981	37	26	10-0420	38	22
M413544	37	9	10-0440	38	20
M413614	37	10	10-0446	38	17
M413615	37	11			
M413616	37	13			
M414103	37	21			
M414118	37	12			
M414228	37	8			
M414565	37	29			


PART NUMBER	FIG.	ITEM	PART NUMBER	FIG.	ITEM
10-0447	38	18	43261135	34	1
10-0475	38	4	43261136	34	7
10-0698	38	24	43261150	39	15
101P1720	26	6	43261160	9	1
1073-005	16	7	43261161-1	4	1
1073-007	16	6	43261161-2	4	2
108-003HC	19	10	43262042	37	32
10U30U	32	2	43262285-1	1	1
111P0500	26	4	43262285-2	1	5
111P0510	26	5	43262298	1	2
1160110	33	2		1	6
1160701	33	3	43262354	16	5
1200184	33	1	43265002	38	1
1219-010	17	1	43265029	24	2
156346	22	4	43265030	24	5
1626-016-00	29	3	43265034	34	14
1626K31	02	3	43265035	34	2
1626K999	02	2	43265036	34	8
1640-161-97	29	4	43265053	23	1
1A-25A	38	13	43265054	23	2
1A-30	38	14	43535K16	15	6
2012-200	18	6	43265058	33	4
2016K23	34	4	43535K56	15	7
	34	10	44013601	37	19
	34	16	44018201	37	24
21282	38	5	44018701	37	23
2160A9	1	8	44018801	37	22
22-0340	31	4	44045701	37	30
22-0365	32	3	44063601	37	16
	31	5	4429K155	18	10
2364U	38	6	4429K167	18	13
2520010	16	8	4429K176	18	2
2C713	11	1	4429K238	18	5
30C8706	14	9	4429K267	18	15
310-104	18	7	4429K416	15	15
3204-1413	40	2	4429K426	18	9
3204-1422	40	3	4429K657	18	17
3204-1431	40	1	4512K59	18	14
3309077	16	2	4568K131	18	19
	16	4	4568K153	15	16
33805T41	1	9	4568K231	18	4
3946K14	34	19	4568K266	18	16
3P676	28	1	4568K274	18	12
405150	30	7	4589K153	15	5
43261018	35	2	4686-0701	40	4
43261035-2	38	11	47012311	2	4
43261035-3	38	12	47865K22	19	2
43261048	37	1	47865K47	19	1
43261061-3	1	7	48335K152	19	7
43261069	35	4	48335K153	19	6
43261071-1	35	1	4886K64	19	8
43261070-1	35	3	4903-011-09	29	5
43261070-2	35	3	49035K82	34	6
43261087	16	10		34	12
43261094	24	1		34	18
43261095	24	4	49235K72	20	3
43261096	16	9	4XZ06	29	2
43261104	19	4	5015-I	12	3
43261107	39	14	51025K142	18	20
43261110	34	15	51025K184	18	1
43261111	34	3	51501U	38	7
	34	9	515PV	39	9
43261112	24	3	52155K15	21	3
43261113	24	6	52155K42	26	9
43261119-1	14	18	52155K45	21	1
43261119-2	14	17	52155K75	21	4
43261119-3	14	16	52155K82	26	10
43261124	26	1	52155K85	21	2
43261125	29	1	5218K29	15	14
43261130	11	2	5218K31	15	3
43261134	34	13	5253K342	19	5

PART NUMBER	FIG.	ITEM	PART NUMBER	FIG.	ITEM
53055K192	15	13	9-1-0827-TAN	39	6
53055K196	15	8	9-1-0828-GRN	39	3
53055K197	15	2	9-1-0828-TAN	39	7
53055K199	15	10	9-1-0829-GRN	39	4
	15	19	9-1-0829-TAN	39	8
53055K227	15	1	9001357	35	33
53055K229	15	9	9001367	35	35
	15	20	9001368	35	34
53055K247	15	11	9001369	35	32
5346K19	15	17	9001371	35	5
5363K12	18	8	9001373	35	7
5363K13	18	11	9001375	35	43
5363K15	18	3	9001377	35	12
5FLD60611712	35	47	9001378	35	18
5FLD60612412	35	46	9001379	35	16
601-SS	1	10	9001381	35	30
679-7279	7	1	9001414	35	22
6810K14	15	12	9001415	35	20
6810K21	15	4	9001467	35	9
6899-I	10	1	9001477	35	10
69355K21	36	27	9001478	35	8
69355K24	36	28	9001496	35	26
6AV6545-0BC15-2AX0	14	6	9001529	35	25
6AV65741AE004AX0	14	7	9001541	35	31
6EP1331-1SH02	14	5	9001542	35	24
6ES7214-1BD22-0XB0	14	1	9001544	35	27
6ES7232-0HB22-0XA0	14	3	9001556	35	40
6ES7235-0KD22-0XA0	14	2	9001561	35	19
6XV1830-1CH30	14	8	9001564	35	29
7-00009	38	2	9001568	35	42
7-21844U	38	8	9001569	35	41
7-578727	38	3	9001570	35	45
7006U	38	9	9001581	35	38
70107001	37	14	9001589	35	44
70128401	37	20	9001595	35	21
7202	16	3	9001596	35	23
7203	16	1	9001617	35	39
7209K44	36	25	9001669	35	28
7209K46	36	26	9001753	35	13
7350U	38	10		35	15
73605T62	19	3	9001756	35	17
7574A11	40	5	9001885	35	6
7708K74	14	20	90302A111	11	3
7844K53	27	1	9252-4255	36	20
8300-1131	36	21	9258-1099	36	11
8349-1076	36	8	9258-4333	36	24
8349-3023	36	22	9259-2035	36	10
838-098C	18	18	9259-2036	36	19
839-251C	15	18	9259-3441	36	23
8390-7451	36	18	92591021	36	1
8390-7469	36	7	9349K26	40	6
84003	12	2	96083436	30	1
84004	12	4	96055K35	40	7
8460-8284	36	9	96438744	30	8
8501-5170	40	9	96439622	30	9
8501-9107	40	8	96441877	30	4
8514-0408	36	4	96453539	30	11
8522-1018	36	6	97401-1GSAT-SS	10	2
8524-2501	36	3	9770K47	20	1
8524-4184	36	13	9770K48	20	2
8526-0545	36	5			
8526-1758	36	15			
8526-4232	36	14			
8531-2502	36	16			
8531-2718	36	17			
8539-0079	36	2			
8702-0616	36	12			
88-0833	31	2			
9-1-0826-GRN	39	1			
9-1-0826-TAN	39	5			
9-1-0827-GRN	39	2			

By Order of the Secretary of the Army:

PETER J. SCHOOMAKER
General, United States Army
Chief of Staff

Official:


SANDRA R. RILEY
*Administrative Assistant to the
Secretary of the Army*
0532501

Distribution: To be distributed in accordance with initial distribution number (IDN) 256848 requirements for TM 10-3510-226-23P.

These are the instructions for sending an electronic 2028

The following format must be used if submitting an electronic 2028. The subject line must be exactly the same and all fields must be included; however, only the following fields are mandatory: 1, 3, 4, 5, 6, 7, 8, 9, 10, 13, 15, 16, 17, and 27.

From: "Whomever" <whomever@avma27.army.mil>

To: amssbriml@natick.army.mil

Subject: DA Form 2028

1. From: Joe Smith
2. Unit: home
3. Address: 4300 Park
4. City: Hometown
5. St: MO
6. Zip: 77777
7. Date Sent: 19-OCT-93
8. Pub no: 55-2840-229-23
9. Pub Title: TM
10. Publication Date: 04-JUL-85
11. Change Number: 7
12. Submitter Rank: MSG
13. Submitter FName: Joe
14. Submitter MName: T
15. Submitter LName: Smith
16. Submitter Phone: 123-123-1234
17. Problem: 1
18. Page: 2
19. Paragraph: 3
20. Line: 4
21. NSN: 5
22. Reference: 6
23. Figure: 7
24. Table: 8
25. Item: 9
26. Total: 123
27. Text:

This is the text for the problem below line 27.

RECOMMENDED CHANGES TO PUBLICATIONS AND BLANK FORMS For use of this form, see AR 25-30; the proponent agency is ODISC4.						Use Part II (reverse) for Repair Parts and Special Tool Lists (RPSTL) and Supply Catalogs/Supply Manuals (SC/SM).	DATE 21 October 2003
TO: (Forward to proponent of publication or form) (Include ZIP Code) COMMANDER U.S. ARMY TANK-AUTOMOTIVE AND ARMAMENT COMMAND ATTN: AMSTA-LC-CECT 15 KANSAS STREET NATICK, MA 01760-5052						FROM: (Activity and location) (Include ZIP Code) <i>PFC Jane Doe</i> <i>CO A 3rd Engineer BR</i> <i>Ft. Leonardwood, MO 63108</i>	
PART I – ALL PUBLICATIONS (EXCEPT RPSTL AND SC/SM) AND BLANK FORMS							
PUBLICATION/FORM NUMBER TM 10-1670-296-23&P				DATE 30 October 2002	TITLE Unit Manual for Ancillary Equipment for Low Velocity Air Drop Systems		
ITEM NO.	PAGE NO.	PARA-GRAPH	LINE NO. *	FIGURE NO.	TABLE NO.	RECOMMENDED CHANGES AND REASON <i>(Provide exact wording of recommended changes, if possible).</i>	
	0036 00-2				1	<i>In table 1, Sewing Machine Code Symbols, the second sewing machine code symbol should be MD ZZ not MD 22.</i> <i>Change the manual to show Sewing Machine, Industrial: Zig-Zag; 308 stitch; medium-duty; NSN 3530-01-181-1421 as a MD ZZ code symbol.</i>	
<small>*Reference to line numbers within the paragraph or subparagraph.</small>							
TYPED NAME, GRADE OR TITLE Jane Doe, PFC				TELEPHONE EXCHANGE/AUTOVON, PLUS EXTENSION 508-233-4141		SIGNATURE Jane Doe <i>Jane Doe</i>	

TO: <i>(Forward direct to addressee listed in publication)</i> COMMANDER U.S. ARMY TANK-AUTOMOTIVE AND ARMAMENT COMMAND ATTN: AMSTA-LC-CECT 15 KANSAS STREET NATICK, MA 01760-5052	FROM: <i>(Activity and location) (Include ZIP Code)</i> <i>PFC Jane Doe</i> <i>CO A 3rd Engineer BR</i> <i>Ft. Leonardwood, MO 63108</i>	DATE <i>21 October 2003</i>
--	---	---------------------------------------

PART II – REPAIR PARTS AND SPECIAL TOOL LISTS AND SUPPLY CATALOGS/SUPPLY MANUALS

PUBLICATION NUMBER TM 10-1670-296-23&P	DATE 30 October 2002	TITLE Unit Manual for Ancillary Equipment for Low Velocity Air Drop Systems
--	--------------------------------	---

PAGE NO.	COLM NO.	LINE NO.	NATIONAL STOCK NUMBER	REFERENCE NO.	FIGURE NO.	ITEM NO.	TOTAL NO. OF MAJOR ITEMS SUPPORTED	RECOMMENDED ACTION
0066 00-1					4			<i>Callout 16 in figure 4 is pointed to a <u>D-Ring</u>. In the Repair Parts List key for figure 4, item 16 is called a <u>Snap Hook</u>. Please correct one or the other.</i>

PART III – REMARKS

(Any general remarks or recommendations, or suggestions for improvement of publications and blank forms. Additional blank sheets may be used if more space is needed.)

--	--	--

TYPED NAME, GRADE OR TITLE	TELEPHONE EXCHANGE/AUTOVON, PLUS EXTENSION	SIGNATURE
----------------------------	--	-----------

<p align="center">RECOMMENDED CHANGES TO PUBLICATIONS AND BLANK FORMS</p> <p>For use of this form, see AR 25-30; the proponent agency is ODISC4.</p>						Use Part II (reverse) for Repair Parts and Special Tool Lists (RPSTL) and Supply Catalogs/Supply Manuals (SC/SM).	DATE
TO: (Forward to proponent of publication or form) (Include ZIP Code) COMMANDER U.S. ARMY TANK-AUTOMOTIVE AND ARMAMENT COMMAND ATTN: AMSTA-LC-CECT 15 KANSAS STREET NATICK, MA 01760-5052						FROM: (Activity and location) (Include ZIP Code)	
PART I – ALL PUBLICATIONS (EXCEPT RPSTL AND SC/SM) AND BLANK FORMS							
PUBLICATION/FORM NUMBER TM 10-3510-226-23P				DATE 30 November 2005	TITLE Unit and Direct Support Maintenance Repair Parts and Special Tools List (RPSTL) for Containerized Batch Laundry		
ITEM NO.	PAGE NO.	PARA-GRAPH	LINE NO. *	FIGURE NO.	TABLE NO.	RECOMMENDED CHANGES AND REASON <i>(Provide exact wording of recommended changes, if possible).</i>	
<i>*Reference to line numbers within the paragraph or subparagraph.</i>							
TYPED NAME, GRADE OR TITLE				TELEPHONE EXCHANGE/AUTOVON, PLUS EXTENSION		SIGNATURE	

TO: (Forward direct to addressee listed in publication) COMMANDER U.S. ARMYTANK-AUTOMOTIVE AND ARMAMENT COMMAND ATTN: AMSTA-LC-CECT 15 KANSAS STREET NATICK, MA 01760-5052	FROM: (Activity and location) (Include ZIP Code)	DATE
--	---	-------------

PART II – REPAIR PARTS AND SPECIAL TOOL LISTS AND SUPPLY CATALOGS/SUPPLY MANUALS

PUBLICATION NUMBER TM 10-3510-226-23P	DATE 30 November 2005	TITLE Unit and Direct Support Maintenance Repair Parts and Special Tools List (RPSTL) for Containerized Batch Laundry
---	---------------------------------	---

PAGE NO.	COLM NO.	LINE NO.	NATIONAL STOCK NUMBER	REFERENCE NO.	FIGURE NO.	ITEM NO.	TOTAL NO. OF MAJOR ITEMS SUPPORTED	RECOMMENDED ACTION

PART III – REMARKS (Any general remarks or recommendations, or suggestions for improvement of publications and blank forms. Additional blank sheets may be used if more space is needed.)

TYPED NAME, GRADE OR TITLE	TELEPHONE EXCHANGE/AUTOVON, PLUS EXTENSION	SIGNATURE
----------------------------	--	-----------

<p align="center">RECOMMENDED CHANGES TO PUBLICATIONS AND BLANK FORMS</p> <p>For use of this form, see AR 25-30; the proponent agency is ODISC4.</p>						Use Part II (reverse) for Repair Parts and Special Tool Lists (RPSTL) and Supply Catalogs/Supply Manuals (SC/SM).	DATE
TO: (Forward to proponent of publication or form) (Include ZIP Code) COMMANDER U.S. ARMY TANK-AUTOMOTIVE AND ARMAMENT COMMAND ATTN: AMSTA-LC-CECT 15 KANSAS STREET NATICK, MA 01760-5052						FROM: (Activity and location) (Include ZIP Code)	
PART I – ALL PUBLICATIONS (EXCEPT RPSTL AND SC/SM) AND BLANK FORMS							
PUBLICATION/FORM NUMBER TM 10-3510-226-23P				DATE 30 November 2005	TITLE Unit and Direct Support Maintenance Repair Parts and Special Tools List (RPSTL) for Containerized Batch Laundry		
ITEM NO.	PAGE NO.	PARA-GRAPH	LINE NO. *	FIGURE NO.	TABLE NO.	RECOMMENDED CHANGES AND REASON <i>(Provide exact wording of recommended changes, if possible).</i>	
<i>*Reference to line numbers within the paragraph or subparagraph.</i>							
TYPED NAME, GRADE OR TITLE				TELEPHONE EXCHANGE/AUTOVON, PLUS EXTENSION		SIGNATURE	

TO: <i>(Forward direct to addressee listed in publication)</i> COMMANDER U.S. ARMYTANK-AUTOMOTIVE AND ARMAMENT COMMAND ATTN: AMSTA-LC-CECT 15 KANSAS STREET NATICK, MA 01760-5052	FROM: <i>(Activity and location) (Include ZIP Code)</i>	DATE
---	--	-------------

PART II – REPAIR PARTS AND SPECIAL TOOL LISTS AND SUPPLY CATALOGS/SUPPLY MANUALS

PUBLICATION NUMBER TM 10-3510-226-23P	DATE 30 November 2005	TITLE Unit and Direct Support Maintenance Repair Parts and Special Tools List (RPSTL) for Containerized Batch Laundry
--	--------------------------	--

PAGE NO.	COLM NO.	LINE NO.	NATIONAL STOCK NUMBER	REFERENCE NO.	FIGURE NO.	ITEM NO.	TOTAL NO. OF MAJOR ITEMS SUPPORTED	RECOMMENDED ACTION

PART III – REMARKS *(Any general remarks or recommendations, or suggestions for improvement of publications and blank forms. Additional blank sheets may be used if more space is needed.)*

TYPED NAME, GRADE OR TITLE	TELEPHONE EXCHANGE/AUTOVON, PLUS EXTENSION	SIGNATURE
----------------------------	--	-----------

RECOMMENDED CHANGES TO PUBLICATIONS AND BLANK FORMS						Use Part II (reverse) for Repair Parts and Special Tool Lists (RPSTL) and Supply Catalogs/Supply Manuals (SC/SM).	DATE
For use of this form, see AR 25-30; the proponent agency is ODISC4.							
TO: (Forward to proponent of publication or form) (Include ZIP Code) COMMANDER U.S. ARMY TANK-AUTOMOTIVE AND ARMAMENT COMMAND ATTN: AMSTA-LC-CECT 15 KANSAS STREET NATICK, MA 01760-5052						FROM: (Activity and location) (Include ZIP Code)	
PART I – ALL PUBLICATIONS (EXCEPT RPSTL AND SC/SM) AND BLANK FORMS							
PUBLICATION/FORM NUMBER TM 10-3510-226-23P				DATE 30 November 2005	TITLE Unit and Direct Support Maintenance Repair Parts and Special Tools List (RPSTL) for Containerized Batch Laundry		
ITEM NO.	PAGE NO.	PARA-GRAPH	LINE NO. *	FIGURE NO.	TABLE NO.	RECOMMENDED CHANGES AND REASON (Provide exact wording of recommended changes, if possible).	
*Reference to line numbers within the paragraph or subparagraph.							
TYPED NAME, GRADE OR TITLE				TELEPHONE EXCHANGE/AUTOVON, PLUS EXTENSION		SIGNATURE	

TO: (Forward direct to addressee listed in publication) COMMANDER U.S. ARMYTANK-AUTOMOTIVE AND ARMAMENT COMMAND ATTN: AMSTA-LC-CECT 15 KANSAS STREET NATICK, MA 01760-5052	FROM: (Activity and location) (Include ZIP Code)	DATE
--	---	-------------

PART II – REPAIR PARTS AND SPECIAL TOOL LISTS AND SUPPLY CATALOGS/SUPPLY MANUALS

PUBLICATION NUMBER TM 10-3510-226-23P	DATE 30 November 2005	TITLE Unit and Direct Support Maintenance Repair Parts and Special Tools List (RPSTL) for Containerized Batch Laundry
--	--------------------------	--

PAGE NO.	COLM NO.	LINE NO.	NATIONAL STOCK NUMBER	REFERENCE NO.	FIGURE NO.	ITEM NO.	TOTAL NO. OF MAJOR ITEMS SUPPORTED	RECOMMENDED ACTION

PART III – REMARKS (Any general remarks or recommendations, or suggestions for improvement of publications and blank forms. Additional blank sheets may be used if more space is needed.)

TYPED NAME, GRADE OR TITLE	TELEPHONE EXCHANGE/AUTOVON, PLUS EXTENSION	SIGNATURE
----------------------------	--	-----------

The Metric System and Equivalents

Linear Measure

1 centimeter = 10 millimeters = .39 inch
 1 decimeter = 10 centimeters = 3.94 inches
 1 meter = 10 decimeters = 39.37 inches
 1 dekameter = 10 meters = 32.8 feet
 1 hectometer = 10 dekameters = 328.08 feet
 1 kilometer = 10 hectometers = 3,280.8 feet

Weights

1 centigram = 10 milligrams = .15 grain
 1 decigram = 10 centigrams = 1.54 grains
 1 gram = 10 decigrams = .035 ounce
 1 dekagram = 10 grams = .35 ounce
 1 hectogram = 10 dekagrams = 3.52 ounces
 1 kilogram = 10 hectograms = 2.2 pounds
 1 quintal = 100 kilograms = 220.46 pounds
 1 metric ton = 10 quintals = 1.1 short tons

Liquid Measure

1 centiliter = 10 milliliters = .34 fl. ounce
 1 deciliter = 10 centiliters = 3.38 fl. ounces
 1 liter = 10 deciliters = 33.81 fl. ounces
 1 dekaliter = 10 liters = 2.64 gallons
 1 hectoliter = 10 dekaliters = 26.42 gallons
 1 kiloliter = 10 hectoliters = 264.18 gallons

Square Measure

1 sq. centimeter = 100 sq. millimeters = .155 sq. inch
 1 sq. decimeter = 100 sq. centimeters = 15.5 sq. inches
 1 sq. meter (centare) = 100 sq. decimeters = 10.76 sq. feet
 1 sq. dekameter (are) = 100 sq. meters = 1,076.4 sq. feet
 1 sq. hectometer (hectare) = 100 sq. dekameters = 2.47 acres
 1 sq. kilometer = 100 sq. hectometers = .386 sq. mile

Cubic Measure

1 cu. centimeter = 1000 cu. millimeters = .06 cu. inch
 1 cu. decimeter = 1000 cu. centimeters = 61.02 cu. inches
 1 cu. meter = 1000 cu. decimeters = 35.31 feet

Approximate Conversion Factors

<i>To change</i>	<i>To</i>	<i>Multiply by</i>	<i>To change</i>	<i>To</i>	<i>Multiply by</i>
inches	centimeters	2.540	ounce-inches	newton-meters	.007062
feet	meters	.305	centimeters	inches	.394
yards	meters	.914	meters	feet	3.280
miles	kilometers	1.609	meters	yards	1.094
square inches	square centimeters	6.451	kilometers	miles	.621
square feet	square meters	.093	square centimeters	square inches	.155
square yards	square meters	.836	square meters	square feet	10.764
square miles	square kilometers	2.590	square meters	square yards	1.196
acres	square hectometers	.405	square kilometers	square miles	.386
cubic feet	cubic meters	.028	square hectometers	acres	2.471
cubic yards	cubic meters	.765	cubic meters	cubic feet	35.315
fluid ounces	milliliters	29.573	cubic meters	cubic yards	1.308
pints	liters	.473	milliliters	fluid ounces	.034
quarts	liters	.946	liters	pints	2.113
gallons	liters	3.785	liters	quarts	1.057
ounces	grams	28.349	liters	gallons	.264
pounds	kilograms	.454	grams	ounces	.035
short tons	metric tons	.907	kilograms	pounds	2.205
pound-feet	newton-meters	1.356	metric tons	short tons	1.102
pound-inches	newton-meters	.11296			

Temperature (Exact)

 _F Fahrenheit temperature $\frac{5}{9}$ (after subtracting 32) Celsius temperature _C

